



Epidemiology Unit Ministry of Health

231, De Saram Place, Colombo 10, Sri Lanka

Tel: (+94 11) 2695112, 2681548, 4740490, 4740491, 4740492 Fax: (+94 11) 2696583 E-mail: chepid@slt.net.lk, epidunit@slt.net.lk Web: www.epid.gov.lk

Coronavirus disease 2019 (COVID-19) - Situation Report – 31.07.2021– 10 a.m.

An outbreak of pneumonia of unknown reason was first reported on 31st December 2019 from Wuhan City in Hubei Province of China. On 7th Jan 2020, it was diagnosed as “Novel Corona Virus”. On 30/01, WHO has declared it as a Public Health Emergency of International Concern (PHEIC). On 11/02/2020 the WHO renamed the disease as COVID-19 and on 11/03/2020 declared as pandemic. The incubation period is reported as 2-14 days.

Patients identified in last 24H		
Total Confirmed		2460
Returnees (+ close contacts) from other countries	Sri Lankans	5
	Foreigners	0
New Year Cluster		2455
Prison cluster		0

Details of COVID 19 diagnosed patients – Last 24H				
Number inward as at yesterday-10 am	COVID 19 Positive – last 24H	Discharged from the hospital – last 24H	Number of deaths reported – last 24H	Number inward/waiting to admit as at today-10 am
24666	2460	1906	56	25164

Local Situation

Total Number Confirmed		306662
Imported Cases (Returnees from other countries)	Foreigners	328
	Sri Lankans	6253
Local Cases	Navy & their close contacts	950
	Kandakadu cluster & their close contacts	651
	Minuwangoda Cluster	3059
	Fish Market\ Harbour Cluster	82785
	Prison cluster	7818
	New Year Cluster	204505
	Others	313


Total Number Confirmed	306662
Total Number Recovered	277118
Total Number of Deaths	4380
Hospitalized/waiting to admit – today 10 am	25164


Suspected and hospitalized – today 10 am	1387
---	-------------

COVID-19 Vaccination	
Covishield Vaccine	No
1 st dose	925242
2 nd dose	385885
Sinopharm Vaccine	
1 st dose	7639488
2 nd dose	1733718
Sputnik V	
1 st dose	159081
2 nd dose	14503
Pfizer	199100
Moderna	711793

District	1 st wave	2 nd wave	3 rd wave	Total
Colombo	174	32123	38407	70704
Gampaha	51	18483	36809	55343
Kalutara	72	6986	25966	33024
Kandy	19	5710	8806	14535
Kurunagala	30	3191	12039	15260
Galle	4	2645	12024	14673
Ratnapura	9	3654	8585	12248
Matara	4	1544	6144	7692
Matale	5	1214	4423	5642
Nuwara Eliya	2	1259	6649	7910
Kegalle	10	1770	4997	6777
Jaffna	16	1441	4700	6157
Badulla	4	1358	5894	7256
Puttalam	39	1024	4398	5461
Anuradhapura	31	820	3340	4191
Hambantota	3	710	2981	3694
Trincomalee	4	651	2635	3290
Monaragala	6	545	2995	3546
Polonnaruwa	10	475	2337	2822
Ampara	9	498	1603	2110
Kalmunai	18	1296	1542	2856
Batticaloa	1	699	2449	3149
Vavuniya	2	623	1100	1725
Mullaitivu	0	278	837	1115
Kilinochchi	0	250	1210	1460
Mannar	0	379	938	1317

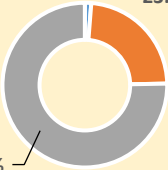
COVID 19 Deaths 4380

 2553

 1827

Age distribution of deaths

- < 30
- 30-59
- >=60



Number of COVID -19 suspected patients - 1387

Hospital	Total suspected up to now			Today 10am		
	SL	Forei.	Total	SL	Forei.	Total
NIID	1528	76	1604	9	0	9
NHSL	54644	16	54660	232	0	232
TH Ragama	9923	5	9928	153	0	153
TH Karapitiya	9066	27	9093	41	0	41
TH A'pura	4844	2	4846	46	0	46
TH Kurun.	4610	1	4611	0	0	0
TH Jaffna	1291	2	1293	11	0	11
NH Kandy	3382	6	3388	19	0	19
TH Batti.	1586	0	1586	10	0	10
DGH Gampaha	4746	4	4750	4	0	4
DGH Negombo	4079	15	4094	0	0	0
TH Rathn.	3067	0	3067	92	0	92
PGH Badulla	1838	2	1840	3	0	3
LRH	1091	0	1091	64	0	64
DMH	3144	1	3145	26	0	26
DGH Polon'wa	3959	6	3965	13	0	13
TH Kalubowila	17580	5	17585	100	0	100
Castle St TH	2757	0	2757	11	0	11
BH Hambanthota	393	2	395	0	0	0
BH Mona'gala	1230	0	1230	21	0	21
BH Welikanda	69	1	70	0	0	0
DGH Kaluthara	7023	2	7025	27	0	27
Chest H. Welisara	3574	2	3576	26	0	26
Colombo East Base	450	0	450	4	0	4
G.H. Chilaw	9354	1	9355	22	0	22
G.H. Matara	241	2	243	0	0	0
KDU Hospital	23331	0	23331	96	0	96
G.H. Vavunia	894	0	894	0	0	0
B.H. Marawila	1209	1	1210	8	0	8
S.J.Pura TH	41933	2	41935	268	0	268
BH Theldeniya	188	0	188	0	0	0
BH Tangalle	339	1	340	28	0	28
NIMH	1899	0	1899	53	0	53
Total		Incorrect to total as transfers		1387	0	1387

Source: Epidemiology Unit, Disease Surveillance System

