



Epidemiology Unit

Ministry of Health

231, De Saram Place, Colombo 10, Sri Lanka

Tele: (+94 11) 2695112, 2681548, 4740490, 4740491, 4740492 Fax: (+94 11) 2696583 E-mail: chepid@slt.net.lk, epidunit@slt.net.lk Web: www.epid.gov.lk

Coronavirus disease 2019 (COVID-19) - Situation Report – 30.7.2022 – 10 a.m

An outbreak of pneumonia of unknown reason was first reported on 31st December 2019 from Wuhan City in Hubei Province of China. On 7th Jan 2020, it was diagnosed as “Novel Corona Virus”. On 30/01, WHO has declared it as a Public Health Emergency of International Concern (PHEIC). On 11/02/2020 the WHO renamed the disease as COVID-19 and on 11/03/2020 declared as pandemic. The incubation period is reported as 2-14 days.

New Cases reported for the last 24 Hrs	143
---	------------



Number inward/waiting to admit/home based as at yesterday- 10 am	COVID 19 Positive – last 24H	Discharged from the hospital /home– last 24H	Number of deaths reported – last 24H	Number inward/waiting to admit/home-based as at today-10 am
707	143	3	5	842

Local Situation

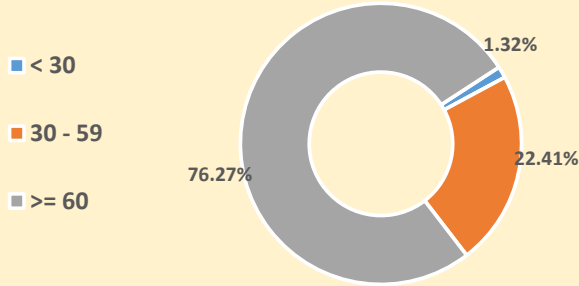
Total Number Confirmed	665543
Imported Cases (Returnees from other countries)	
Foreigners	328
Sri Lankans	7242
Local Cases	
Navy & their close contacts	950
Kandakadu cluster & their close contacts	651
Minuwangoda Cluster	3059
Fish Market\ Harbour Cluster	82785
Prison cluster	9154
New Year Cluster	483090
From January 1 st 2022 to date	77971
Others	313

Total Number Confirmed	665543
Total Number Recovered	648148
Total Number of Deaths	16553
Hospitalized/waiting to admit/ home-based – today 10 am	842
Suspected – today 10 am	24

COVID-19 Vaccination				
AstraZeneca Vaccine				
	1st dose			1,479,631
	2nd dose			1,418,593
Sinopharm Vaccine				
	1st dose			12,049,595
	2nd dose			11,184,134
Sputnik V				
	1st dose			159,110
	2nd dose			155,812
Pfizer				
	1st dose			2,612,080
	2nd dose			1,009,136
	1st Booster dose			8,005,770
	2nd Booster dose			18,931
Moderna				
	1st dose			804,801
	2nd dose			787,361
**COVID-19 - PCR Positives				
District	1 st wave	2 nd wave	3 rd wave	Total
Colombo	174	32123	108315	140612
Gampaha	51	18483	96190	114724
Kalutara	72	6986	51299	58357
Kandy	19	5710	16496	22225
Kurunagala	30	3191	28294	31515
Galle	4	2645	43063	45712
Ratnapura	9	3654	20050	23713
Matara	4	1544	21650	23198
Matale	5	1214	14314	15533
Nuwara Eli ya	2	1259	11064	12325
Kegalle	10	1770	11631	13411
Jaffna	16	1441	10877	12334
Badulla	4	1358	13275	14637
Puttalam	39	1024	14128	15191
Anuradhapura	31	820	14213	15064
Hambantota	3	710	19382	20095
Trincomalee	4	651	3724	4379
Monaragala	6	545	14674	15225
Polonnaruwa	10	475	4764	5249
Ampara	9	498	13566	14073
Kalmunai	18	1296	3910	5224
Batticaloa	1	699	9173	9873
Vavuniya	2	623	3039	3664
Mullaitivu	0	278	1987	2265
Kilinochchi	0	250	9773	10023
Mannar	0	379	2147	2526

COVID 19 Deaths	16553
	9343
	7210

Age Distribution of Deaths



Number of COVID -19 suspected patients reported for the last 24 hours 24

Hospital	Today 10am		
	SL	Forei.	Total
NIID	0	0	0
NHSL	2	0	2
TH Ragama	8	0	8
TH Karapitiya	5	0	5
TH A'pura	0	0	0
TH Kurun.	0	0	0
TH Jaffna	0	0	0
NH Kandy	0	0	0
TH Batti.	0	0	0
DGH Gampaha	4	0	4
DGH Negombo	0	0	0
TH Rathn.	1	0	1
PGH Badulla	0	0	0
LRH	0	0	0
DMH	0	0	0
DGH Polon'wa	0	0	0
TH Kalubowila	0	0	0
Castle St TH	0	0	0
BH Hambanthota	0	0	0
BH Mona'gala	0	0	0
BH Welikanda	0	0	0
DGH Kaluthara	1	0	1
Chest H. Welisara	0	0	0
Colombo East Base Hospital	0	0	0
G.H. Chilaw	0	0	0
G.H. Matara	0	0	0
KDU Hospital	0	0	0
G.H. Vavunia	0	0	0
B.H. Marawila	0	0	0
S.J.Pura TH	0	0	0
BH Theldeniya	0	0	0
BH Tangalle	0	0	0
NIMH	3	0	3
Total	24	0	24

