



## Epidemiology Unit Ministry of Health

231, De Saram Place, Colombo 10, Sri Lanka

Tele: (+94 11) 2695112, 2681548, 4740490, 4740491, 4740492 Fax: (+94 11) 2696583 E-mail: [chepid@slt.net.lk](mailto:chepid@slt.net.lk), [epidunit@slt.net.lk](mailto:epidunit@slt.net.lk) Web: [www.epid.gov.lk](http://www.epid.gov.lk)

### Coronavirus disease 2019 (COVID-19) - Situation Report – 29.04.2021– 10 a.m.

An outbreak of pneumonia of unknown reason was first reported on 31<sup>st</sup> December 2019 from Wuhan City in Hubei Province of China. On 7<sup>th</sup> Jan 2020, it was diagnosed as “Novel Corona Virus”. On 30/01, WHO has declared it as a Public Health Emergency of International Concern (PHEIC). On 11/02/2020 the WHO renamed the disease as COVID-19 and on 11/03/2020 declared as pandemic. The incubation period is reported as 2-14 days.

Patients identified in last 24H	
<b>Total Confirmed</b>	<b>1466</b>
Returnees (+ close contacts) from other countries	Sri Lankans 15 Foreigners 0
Kandakadu Rehab. Center detainees and their contacts	0
Hospital samples (admitted with clinical signs/symptoms)	0
New Year Cluster	1417
Prison cluster	34

Details of COVID 19 diagnosed patients – Last 24H				
Number inward as at yesterday-10 am	COVID 19 Positive - last 24H	Discharged from the hospital - last 24H	Number of deaths - last 24H	Number inward as at today-10 am
<b>7749</b>	<b>1466</b>	<b>362</b>	<b>6</b>	<b>8847</b>

#### Local Situation

Total Number Confirmed		<b>104953</b>
Imported Cases (Returnees from other countries)	Foreigners	295
	Sri Lankans	3499
Local Cases	Navy & their close contacts	950
	Kandakadu cluster & their close contacts	651
	Minuwangoda Cluster	3059
	Fish Market\ Harbour Cluster	82785
	Prison cluster	4823
	New Year Cluster	8578
	Others	313

<b>Total Number Confirmed</b>	<b>104953</b>
Total Number Recovered	95445
Total Number of Deaths	661
Confirmed and hospitalized - today 10 am	8847

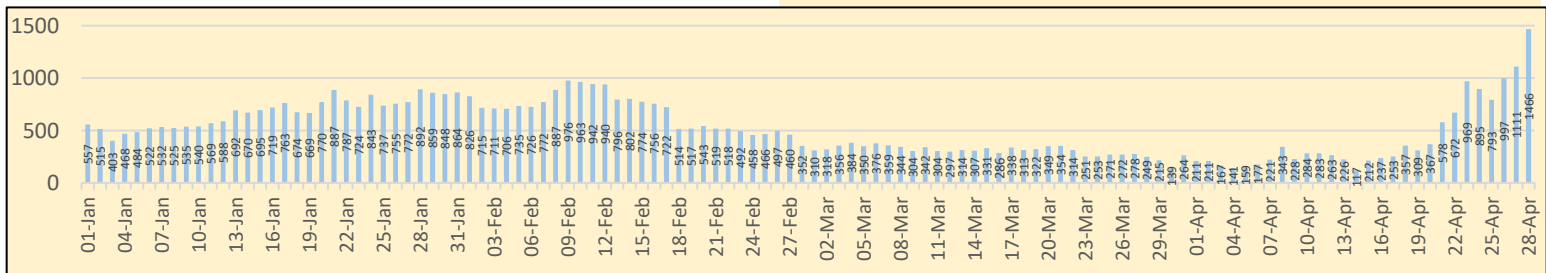
<b>Suspected and hospitalized - today 10 am</b>	<b>1113</b>
---	-------------



COVID-19 Vaccination	1 <sup>st</sup> Dose	2 <sup>nd</sup> Dose
Covishield Vaccine	925242	3445
Sinopharm Vaccine (Chinese Nationals)	2469	2435

Country	Cumulative Cases per 1 million population	COVID-19 deaths per 1 million population
Sri Lanka	<b>4814</b>	<b>30</b>
India	<b>12290</b>	<b>139</b>
Singapore	<b>10421</b>	<b>5</b>
Australia	<b>1163</b>	<b>36</b>
South East Asian Region	<b>9877</b>	<b>126</b>

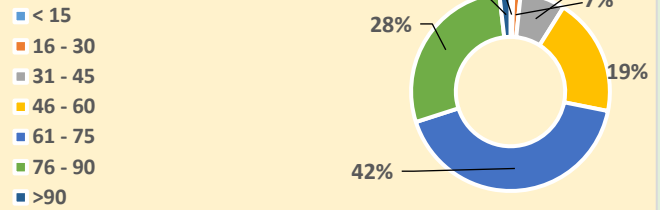
HEALTH DISTRICT	Count
COLOMBO	32065
GAMPAHA	19862
PUTTALAM	1590
KALUTARA	7393
ANURADHAPURA	726
KANDY	4503
KURUNEGALA	4312
POLONNARUWA	263
JAFFNA	1413
RATNAPURA	3158
KEGALLE	1760
MONERAGALA	813
KALMUNAI	1311
MATALE	1401
GALLE	2794
AMPARA	360
BADULLA	1597
MATARA	1921
BATTICOLOA	604
HAMBANTOTA	868
VAVUNIA	465
TRINCOMALEE	672
NUWARAELIYA	1540
KILINOCHCHI	148
MANNAR	302
MULLATIVU	68

Note: Considered only the individuals who contracted the disease from the districts



<b>COVID 19 Deaths</b>	<b>661</b>
	420
	241

### Age distribution of deaths



Number of COVID -19 suspected patients -1113						
Hospital	Total suspected up to			Today 10am		
	SL	Forei.	Total	SL	Forei.	Total
NIID	1379	76	1455	6	0	6
NHSL	41875	16	41891	36	0	36
TH Ragama	4381	5	4386	45	0	45
TH Karapitiya	1299	27	1326	32	0	32
TH A'pura	2861	2	2863	19	0	19
TH Kurun.	2423	1	2424	70	0	70
TH Jaffna	569	2	571	4	0	4
NH Kandy	2127	6	2133	33	0	33
TH Batti.	733	0	733	19	0	19
DGH Gampaha	1289	4	1293	8	0	8
DGH Negombo	2577	15	2592	25	0	25
TH Rathn.	1209	0	1209	18	0	18
PGH Badulla	651	2	653	21	0	21
LRH	494	0	494	3	0	3
DMH	2740	1	2741	3	0	3
DGH Polon'wa	2441	6	2447	18	0	18
TH Kalubowila	2312	5	2317	26	0	26
Castle St TH	829	0	829	0	0	0
BH Hambanthota	385	2	387	0	0	0
BH Mona'gala	736	0	736	14	0	14
BH Welikanda	69	1	70	0	0	0
DGH Kaluthara	1613	2	1615	13	0	13
Chest H. Welisara	2645	2	2647	32	0	32
Colombo East Base	331	0	331	0	0	0
G.H. Chilaw	7694	1	7695	13	0	13
G.H. Matara	6	2	8	0	0	0
KDU Hospital	16501	0	16501	230	0	230
G.H. Vavunia	373	0	373	1	0	1
B.H. Marawila	774	1	775	2	0	2
S.J.Pura TH	22609	2	22611	375	0	375
BH Theldeniya	171	0	171	8	0	8
BH Tangalle	99	1	100	4	0	4
NIMH	1171	0	1171	35	0	35
<b>Total</b>	Incorrect to total as transfers counts in both the institutions		<b>1113</b>	<b>0</b>	<b>1113</b>	

Source: Epidemiology Unit, Disease Surveillance System

	Hospital distribution of COVID 19 diagnosed patients					
	Inward Today 10am			Discharged during last		
	SL	Forei	Total	SL	Forei	Total
NIID	148	0	148	6	1	7
BH Welikanda	114	0	114	2	0	2
Iranawila Hospital	51	0	51	0	0	0
BH Minuwangoda	42	0	42	0	0	0
Colombo East Base Hospital	93	0	93	2	0	2
TH Anuradhapura	100	0	100	15	0	15
Neville F'do hospital	308	0	308	7	0	7
DGH Hambanthota	230	0	230	1	0	1
DH Rambukkana	77	0	77	1	0	1
Kamburugamuwa	157	0	157	2	0	2
Kathankudy Hospital	57	0	57	7	0	7
BH Theldeniya	114	0	114	1	0	1
BH Homagama	153	0	153	2	0	2
BH Galgamuwa	0	0	0	0	0	0
DH Abanpola	32	0	32	4	0	4
DH Lunawa	89	0	89	18	0	18
DH Ingiriya	38	0	38	0	0	0
DH Kosgama	61	0	61	9	0	9
DH Dankotuwa	73	0	73	5	0	5
DH Divulapitiya	92	0	92	4	0	4
DH Laggala Pallegama	115	0	115	4	0	4
DH Dompe	40	0	40	0	0	0
DH Pimbura	60	0	60	6	0	6
DH Karadiyanaru	89	0	89	0	0	0
DH Radawana	31	0	31	12	0	12
Ichchilampattu Hospital	70	0	70	7	0	7
DH Padiyathalawa	0	0	0	0	0	0
NHRD (Welisara)	0	0	0	0	0	0
DH Palamune	74	0	74	0	0	0
DH Undugoda	116	0	116	0	0	0
DH Narammala	65	0	65	7	0	7
DH Iththepana	35	0	35	0	0	0
DH Mathugama	44	0	44	0	0	0
DH Bandaragama	36	0	36	1	0	1
DH Nochchiyagama	37	0	37	1	0	1
DH Nawagamuwa	34	0	34	0	0	0
DH Bandarawela	49	0	49	0	0	0
DH Haguranketha	36	0	36	0	0	0
Army Hospital Panagoda	13	0	13	0	0	0
SLAF BH Katunayake	22	0	22	0	0	0
NIMH	14	0	14	1	0	1
Galuwapokuna Treat. Centre	67	0	67	0	0	0
Kandakadu treatment Centre	0	0	0	0	0	0
Gallela treatment Centre	0	0	0	0	0	0
Punani treatment Centre	209	0	209	6	0	6
Embilipitiya treatment Centre	207	0	207	0	0	0
Kahagolla treat. Centre	0	0	0	0	0	0
Samalawewa treatment Centre	0	0	0	0	0	0
Rehabilitation Centre Ampara	222	0	222	0	0	0
Kahawatta treat. Centre	0	0	0	0	0	0
Wathupitiwela Treat. Centre	104	0	104	18	0	18
Bingiriya treat. Centre	479	0	479	17	0	17
Rambukkana treat. Centre	248	0	248	1	0	1
Polgolla treatment Centre	0	0	0	0	0	0
Yakkala treatment Centre	98	0	98	13	0	13
Kopai treatment Centre	268	0	268	0	0	0
Police training school Kalutara	0	0	0	0	0	0
Karandeniya treatment Centre	81	0	81	0	0	0
Panideniya treat. Centre	210	0	210	5	0	5
Darga town treatment Centre	65	0	65	6	0	6
BH Warakapola	199	0	199	6	0	6
Krishnapuram Treatment Center - Killinochchi	101	0	101	0	0	0
Dambadeniya Treat. Centre	245	0	245	146	0	146
Hikkaduwa Treat. Centre	236	0	236	0	0	0
Welligama Treat. Centre	73	0	73	0	0	0
Giriulla Treat. Centre	422	0	422	10	0	10
Bidunwewa Treat. Centre	87	0	87	0	0	0
Koggala Beach Hotel	135	0	135	8	0	8
Hikkaduwa Super Corel-ICC	0	0	0	0	0	0
Habaraduwa treat. Centre	0	0	0	0	0	0
Hanthana Treat. Centre	62	0	62	0	0	0