



Epidemiology Unit Ministry of Health

231, De Saram Place, Colombo 10, Sri Lanka

Tel: (+94 11) 2695112, 2681548, 4740490, 4740491, 4740492 Fax: (+94 11) 2696583 E-mail: chepid@slt.net.lk, epidunit@slt.net.lk Web: www.epid.gov.lk

Coronavirus disease 2019 (COVID-19) - Situation Report – 28.03.2021– 10 a.m.

An outbreak of pneumonia of unknown reason was first reported on 31st December 2019 from Wuhan City in Hubei Province of China. On 7th Jan 2020, it was diagnosed as “Novel Corona Virus”. On 30/01, WHO has declared it as a Public Health Emergency of International Concern (PHEIC). On 11/02/2020 the WHO renamed the disease as COVID-19 and on 11/03/2020 declared as pandemic. The incubation period is reported as 2-14 days.

Patients identified in last 24H	
Total Confirmed	278
Returnees (+ close contacts) from other countries	Sri Lankans 14 Foreigners 4
Kandakadu Rehab. Center detainees and their contacts	0
Hospital samples (admitted with clinical signs/symptoms)	0
Sub clusters related to Peliyagoda cluster	251
Prison cluster	9

Details of COVID 19 diagnosed patients – Last 24H				
Number inward as at yesterday-10 am	COVID 19 Positive - last 24H	Discharged from the hospital - last 24H	Number of deaths - last 24H	Number inward as at today-10 am
2615	278	235	1	2657

Local Situation

Total Number Confirmed		91839
Imported Cases (Returnees from other countries)	Foreigners	200
	Sri Lankans	2587
Local Cases	Navy & their close contacts	950
	Kandakadu cluster & their close contacts	651
	Sub clusters related to Minuwangoda/Peliyagoda/ Prison cluster	87138
	Others	313

Total Number Confirmed	91839
Total Number Recovered	88623
Total Number of Deaths	559
Confirmed and hospitalized - today 10 am	2657

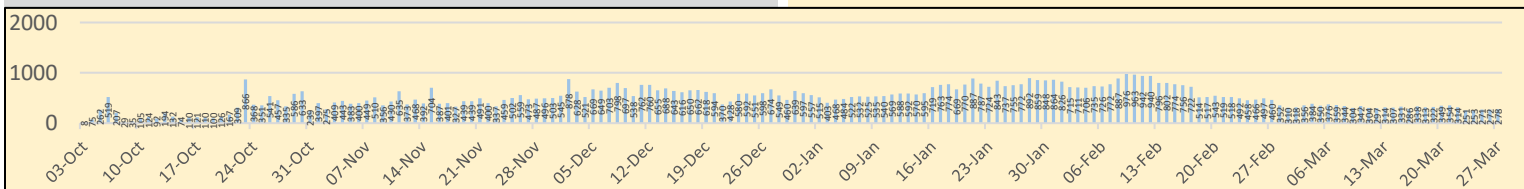
Suspected and hospitalized - today 10 am	411
---	------------



COVID-19 Total Vaccinated	894053
----------------------------------	---------------

Country	Cumulative Cases per 1 million population	COVID-19 deaths per 1 million population
Sri Lanka	4212	25
India	8405	116
Singapore	10287	5
Australia	1145	36
South East Asian Region	7016	106

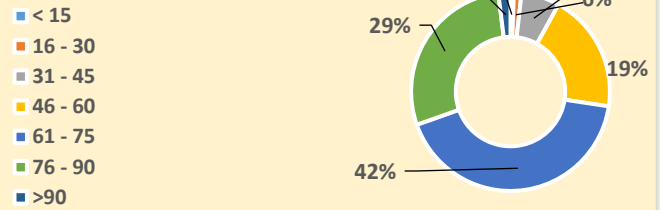
HEALTH DISTRICT	Count
COLOMBO	29636
GAMPAHA	18272
PUTTALAM	1229
KALUTARA	6611
ANURADHAPURA	611
KANDY	4183
KURUNEGALA	2580
POLONNARUWA	237
JAFFNA	612
RATNAPURA	2841
KEGALLE	1679
MONERAGALA	606
KALMUNAI	1288
MATALE	1039
GALLE	2461
AMPARA	317
BADULLA	1516
MATARA	1753
BATTICOLOA	586
HAMBANTOTA	707
VAVUNIA	409
TRINCOMALEE	528
NUWARAELIYA	1340
KILINOCHCHI	130
MANNAR	279
MULLATIVU	41

Note: Considered only the individuals who contracted the disease from the districts



COVID 19 Deaths	559
	347
	212

Age distribution of deaths



Number of COVID -19 suspected patients - 411						
Hospital	Total suspected up to			Today 10am		
	SL	Forei.	Total	SL	Forei.	Total
NIID	1335	76	1411	9	0	9
NHSL	30673	16	30689	2	0	2
TH Ragama	3930	5	3935	4	0	4
TH Karapitiya	1118	27	1145	3	0	3
TH A'pura	2673	2	2675	5	0	5
TH Kurun.	2051	1	2052	6	0	6
TH Jaffna	508	2	510	9	0	9
NH Kandy	1860	6	1866	5	0	5
TH Batti.	649	0	649	2	0	2
DGH Gampaha	1158	4	1162	0	0	0
DGH Negombo	2465	15	2480	10	0	10
TH Rathn.	1094	0	1094	2	0	2
PGH Badulla	496	2	498	4	0	4
LRH	479	0	479	2	0	2
DMH	2602	1	2603	7	0	7
DGH Polon'wa	2027	6	2033	1	0	1
TH Kalubowila	1978	5	1983	5	0	5
Castle St TH	806	0	806	0	0	0
BH Hambanthota	385	2	387	0	0	0
BH Mona'gala	619	0	619	1	0	1
BH Welikanda	69	1	70	0	0	0
DGH Kaluthara	1498	2	1500	2	0	2
Chest H. Welisara	2144	2	2146	13	0	13
Colombo East Base	308	0	308	4	0	4
G.H. Chilaw	7014	1	7015	14	0	14
G.H. Matara	241	2	243	0	0	0
KDU Hospital	13782	0	13782	108	0	108
G.H. Vavunia	357	0	357	3	0	3
B.H. Marawila	684	1	685	1	0	1
S.J.Pura TH	17375	2	17377	149	0	149
BH Theldeniya	149	0	149	3	0	3
BH Tangalle	83	1	84	0	0	0
NIMH	973	0	973	37	0	37
Total	Incorrect to total as transfers counts in both the institutions			411	0	411

Source: Epidemiology Unit, Disease Surveillance System

	Hospital distribution of COVID 19 diagnosed patients					
	Inward Today 10am			Discharged during last		
	SL	Forei	Total	SL	Foreig	Total
NIID	79	0	79	6	0	6
BH Welikanda	37	0	37	1	0	1
Iranawila Hospital	15	0	15	7	0	7
BH Minuwangoda	5	0	5	0	0	0
Colombo East Base Hospital	58	0	58	2	0	2
TH Anuradhapura	22	0	22	5	0	5
Neville P'do hospital	98	0	98	10	0	10
DGH Hambanthota	52	0	52	0	0	0
DH Rambukkana	0	0	0	0	0	0
Kamburugamuwa	15	0	15	5	0	5
Kathankudy Hospital	6	0	6	0	0	0
BH Theldeniya	24	0	24	2	0	2
BH Homagama	57	0	57	4	0	4
BH Galgamuwa	0	0	0	0	0	0
DH Abanpola	19	0	19	5	0	5
DH Lunawa	19	0	19	3	0	3
DH Ingiriya	9	0	9	1	0	1
DH Kosgama	13	0	13	1	0	1
DH Dankotuwa	38	0	38	0	0	0
DH Divulapitiya	59	0	59	5	0	5
DH Laggala Pallegama	86	0	86	10	0	10
DH Dompe	31	0	31	5	0	5
DH Pimbura	31	0	31	0	0	0
DH Karadiyanaru	8	0	8	10	0	10
DH Radawana	24	0	24	4	0	4
Ichchilampattu Hospital	32	0	32	2	0	2
DH Padiyathalawa	0	0	0	0	0	0
NHRD (Welisara)	14	0	14	2	0	2
DH Palamune	12	0	12	4	0	4
DH Udugoda	0	0	0	0	0	0
DH Narammala	21	0	21	1	0	1
DH Iththevana	5	0	5	1	0	1
DH Mathugama	6	0	6	0	0	0
DH Bandaragama	12	0	12	1	0	1
DH Nochchiyagama	16	0	16	8	0	8
DH Nawagamuwa	1	0	1	0	0	0
DH Bandarawela	0	0	0	0	0	0
DH Haguranketha	4	0	4	0	0	0
Army Hospital Panagoda	7	0	7	0	0	0
SLAF BH Katunayake	2	0	2	0	0	0
NIMH	7	0	7	0	0	0
Kandakadu treatment Centre	0	0	0	0	0	0
Gallela treatment Centre	0	0	0	0	0	0
Punani treatment Centre	2	0	2	0	0	0
Embilipitiya treatment Centre	122	0	122	17	0	17
Kahagolla treat. Centre	68	0	68	0	0	0
Samanalawewa treatment Centre	0	0	0	0	0	0
Rehabilitation Centre Ampara	6	0	6	1	0	1
Kahawatta treat. Centre	0	0	0	5	0	5
Wathupitiwela Treat. Centre	46	0	46	2	0	2
Bingiriya treat. Centre	80	0	80	1	0	1
Rambukkana treat. Centre	65	0	65	19	0	19
Polgolla treatment Centre	47	0	47	3	0	3
Yakkala treatment Centre	61	0	61	3	0	3
Kopai treatment Centre	232	0	232	8	0	8
Police training school Kalutara	0	0	0	0	0	0
Karandeniya treatment Centre	26	0	26	0	0	0
Panideniya treat. Centre	29	0	29	19	0	19
Darga town treatment Centre	16	0	16	3	0	3
BH Warakapola	111	0	111	0	0	0
Krishnapuram Treatment Center - Kilinochchi	87	0	87	16	0	16
Damba'eniya Treat. Centre	44	0	44	13	0	13
Hikkaduwa Treat. Centre	47	0	47	0	0	0
Weligama Treat. Centre	7	0	7	0	0	0
Giriulla Treat. Centre	46	0	46	4	0	4
Bidunnewa Treat. Centre	35	0	35	11	0	11
Koggala Beach Hotel	21	1	22	5	0	5
Hikkaduwa Super Corel-ICC	2	0	2	0	0	0
Habaraduwa treat. Centre	0	0	0	0	0	0