



Epidemiology Unit Ministry of Health

231, De Saram Place, Colombo 10, Sri Lanka

Tele: (+94 11) 2695112, 2681548, 4740490, 4740491, 4740492 Fax: (+94 11) 2696583 E-mail: chepid@slt.net.lk, epidunit@slt.net.lk Web: www.epid.gov.lk

Coronavirus disease 2019 (COVID-19) - Situation Report – 27.06.2021– 10 a.m.

An outbreak of pneumonia of unknown reason was first reported on 31st December 2019 from Wuhan City in Hubei Province of China. On 7th Jan 2020, it was diagnosed as “Novel Corona Virus”. On 30/01, WHO has declared it as a Public Health Emergency of International Concern (PHEIC). On 11/02/2020 the WHO renamed the disease as COVID-19 and on 11/03/2020 declared as pandemic. The incubation period is reported as 2-14 days.

Patients identified in last 24H		
Total Confirmed		1825
Returnees (+ close contacts) from other countries	Sri Lankans	34
	Foreigners	0
New Year Cluster		1780
Prison cluster		11

Details of COVID 19 diagnosed patients – Last 24H				
Number inward as at yesterday-10 am	COVID 19 Positive – last 24H	Discharged from the hospital – last 24H	Number of deaths reported – last 24H	Number inward/waiting to admit as at today-10 am
30224	1825	2158	43	29848

Local Situation



Total Number Confirmed		251751
Imported Cases (Returnees from other countries)	Foreigners	328
	Sri Lankans	5017
Local Cases	Navy & their close contacts	950
	Kandakadu cluster & their close contacts	651
	Minuwangoda Cluster	3059
	Fish Market\ Harbour Cluster	82785
	Prison cluster	6988
	New Year Cluster	151660
Others		313

Total Number Confirmed	251751
Total Number Recovered	218998
Total Number of Deaths	2905
Hospitalized/waiting to admit – today 10 am	29848

Suspected and hospitalized – today 10 am	1135
---	-------------

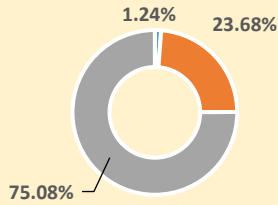
COVID-19 Vaccination	
Covishield Vaccine	No
1 st Dose	925242
2 nd Dose	372868
Sinopharm Vaccine	
1 st Dose	1533780
2 nd Dose	492850
Sputnik V	
1 st Dose	114795
2 nd Dose	14425

District	1 st	2 nd	3 rd	Total
Colombo	174	32123	28333	60630
Gampaha	51	18483	25442	43976
Kalutara	72	6986	20780	27838
Kandy	19	5710	7411	13140
Kurunagala	30	3191	10407	13628
Galle	4	2645	8252	10901
Ratnapura	9	3654	6679	10342
Matara	4	1544	4537	6085
Matale	5	1214	3709	4928
Nuwara Eliya	2	1259	5375	6636
Kegalle	10	1770	3178	4958
Jaffna	16	1441	3329	4786
Badulla	4	1358	3754	5116
Puttalam	39	1024	3195	4258
Anuradhapura	31	820	2648	3499
Hambantota	3	710	2283	2996
Trincomalee	4	651	2238	2893
Monaragala	6	545	1980	2531
Polonnaruwa	10	475	1674	2159
Ampara	9	498	1154	1661
Kalmunai	18	1296	560	1874
Batticaloa	1	699	1675	2375
Vavuniya	2	623	811	1436
Mullaitivu	0	278	722	1000
Kilinochchi	0	250	930	1180
Mannar	0	379	455	834

COVID 19 Deaths	2905
 1686	
 1219	

Age distribution of deaths

- < 30
- 30-59
- >=60



Number of COVID -19 suspected patients - 1135

Hospital	Total suspected up to now			Today 10am		
	SL	Forei.	Total	SL	Forei.	Total
NIID	1478	76	1554	9	0	9
NHSL	50019	16	50035	86	0	86
TH Ragama	7949	5	7954	63	0	63
TH Karapitiya	2769	27	2796	88	0	88
TH A'pura	4304	2	4306	32	0	32
TH Kurun.	4146	1	4147	18	0	18
TH Jaffna	1023	2	1025	4	0	4
NH Kandy	3018	6	3024	11	0	11
TH Batti.	1277	0	1277	61	0	61
DGH Gampaha	2375	4	2379	151	0	151
DGH Negombo	3583	15	3598	13	0	13
TH Rathn.	2246	0	2246	66	0	66
PGH Badulla	1345	2	1347	10	0	10
LRH	806	0	806	22	0	22
DMH	2979	1	2980	17	0	17
DGH Polon'wa	3544	6	3550	4	0	4
TH Kalubowila	10044	5	10049	4	0	4
Castle St TH	1437	0	1437	16	0	16
BH Hambanthota	393	2	395	0	0	0
BH Mona'gala	1097	0	1097	0	0	0
BH Welikanda	69	1	70	6	0	6
DGH Kaluthara	4955	2	4957	133	0	133
Chest H. Welisara	3170	2	3172	15	0	15
Colombo East Base	416	0	416	6	0	6
G.H. Chilaw	8935	1	8936	25	0	25
G.H. Matara	241	2	243	0	0	0
KDU Hospital	21158	0	21158	26	0	26
G.H. Vavunia	451	0	451	0	0	0
B.H. Marawila	1039	1	1040	2	0	2
S.J.Pura TH	35833	2	35835	85	0	85
BH Theldeniya	176	0	176	4	0	4
BH Tangalle	249	1	250	6	0	6
NIMH	1653	0	1653	152	0	152
Total	Incorrect to total as transfers counts in both the		1135	0	1135	

Source: Epidemiology Unit, Disease Surveillance System

