



Epidemiology Unit

Ministry of Health

231, De Saram Place, Colombo 10, Sri Lanka

Tele: (+94 11) 2695112, 2681548, 4740490, 4740491, 4740492 Fax: (+94 11) 2696583 E-mail: chepid@slt.net.lk, epidunit@slt.net.lk Web: www.epid.gov.lk



Coronavirus disease 2019 (COVID-19) - Situation Report – 27.4.2022 – 10 a.m

An outbreak of pneumonia of unknown reason was first reported on 31st December 2019 from Wuhan City in Hubei Province of China. On 7th Jan 2020, it was diagnosed as “Novel Corona Virus”. On 30/01, WHO has declared it as a Public Health Emergency of International Concern (PHEIC). On 11/02/2020 the WHO renamed the disease as COVID-19 and on 11/03/2020 declared as pandemic. The incubation period is reported as 2-14 days.

New Cases reported for the last 24 Hrs **44**

Number inward/waiting to admit/home based as at yesterday- 10 am	COVID 19 Positive – last 24H	Discharged from the hospital /home– last 24H	Number of deaths reported – last 24H	Number inward/waiting to admit/home-based as at today-10 am
583	44	5	1	621

Local Situation

Total Number Confirmed		663239
Imported Cases <i>(Returnees from other countries)</i>	Foreigners	328
	Sri Lankans	7242
Local Cases	Navy & their close contacts	950
	Kandakadu cluster & their close contacts	651
	Minuwangoda Cluster	3059
	Fish Market\ Harbour Cluster	82785
	Prison cluster	9154
	New Year Cluster	483090
	From January 1 st 2022 to date	75667
Others	313	



Total Number Confirmed	663239
Total Number Recovered	646115
Total Number of Deaths	16503
Hospitalized/waiting to admit/ home-based – today 10 am	621
Suspected – today 10 am	253

COVID-19 Vaccination

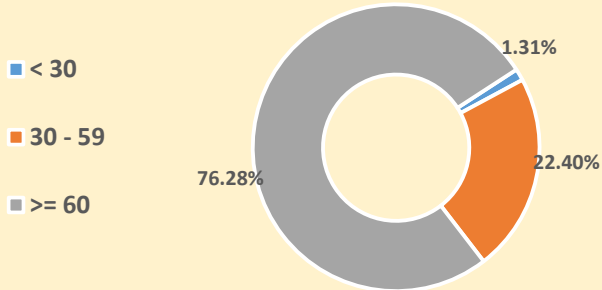
AstraZeneca Vaccine	
1st dose	1,479,631
2nd dose	1,418,593
Sinopharm Vaccine	
1st dose	12,048,648
2nd dose	11,178,600
Sputnik V	
1st dose	159,110
2nd dose	155,812
Pfizer	
1st dose	2,541,482
2nd dose	909,737
Booster dose	7,961,965
Moderna	
1st dose	804,801
2nd dose	787,361

**COVID-19 - PCR Positives

District	1 st wave	2 nd wave	3 rd wave	Total
Colombo	174	32123	106919	139216
Gampaha	51	18483	95868	114402
Kalutara	72	6986	51185	58243
Kandy	19	5710	16465	22194
Kurunagala	30	3191	28276	31497
Galle	4	2645	42985	45634
Ratnapura	9	3654	20034	23697
Matara	4	1544	21624	23172
Matale	5	1214	14310	15529
Nuwara Eli ya	2	1259	11059	12320
Kegalle	10	1770	11620	13400
Jaffna	16	1441	10872	12329
Badulla	4	1358	13269	14631
Puttalam	39	1024	14106	15169
Anuradhapura	31	820	14202	15053
Hambantota	3	710	19364	20077
Trincomalee	4	651	3722	4377
Monaragala	6	545	14670	15221
Polonnaruwa	10	475	4763	5248
Ampara	9	498	13565	14072
Kalmunai	18	1296	3910	5224
Batticaloa	1	699	9169	9869
Vavuniya	2	623	3039	3664
Mullaitivu	0	278	1987	2265
Kilinochchi	0	250	9756	10006
Mannar	0	379	2147	2526

COVID 19 Deaths	16503
	9315
	7188

Age Distribution of Deaths



Number of COVID -19 suspected patients reported for the last 24 hours 253

Hospital	Today 10am		
	SL	Forei.	Total
NIID	0	0	0
NHSL	3	0	3
TH Ragama	21	0	21
TH Karapitiya	78	0	78
TH A'pura	0	0	0
TH Kurun.	0	0	0
TH Jaffna	0	0	0
NH Kandy	0	0	0
TH Batti.	0	0	0
DGH Gampaha	20	0	20
DGH Negombo	0	0	0
TH Rathn.	0	0	0
PGH Badulla	0	0	0
LRH	3	0	3
DMH	0	0	0
DGH Polon'wa	50	0	50
TH Kalubowila	0	0	0
Castle St TH	15	0	15
BH Hambanthota	0	0	0
BH Mona'gala	7	0	7
BH Welikanda	0	0	0
DGH Kaluthara	0	0	0
Chest H. Welisara	38	0	38
Colombo East Base Hospital	0	0	0
G.H. Chilaw	0	0	0
G.H. Matara	0	0	0
KDU Hospital	0	0	0
G.H. Vavunia	10	0	10
B.H. Marawila	0	0	0
S.J.Pura TH	2	0	2
BH Theldeniya	4	0	4
BH Tangalle	0	0	0
NIMH	2	0	2
Total	253	0	253

