



## Epidemiology Unit Ministry of Health

231, De Saram Place, Colombo 10, Sri Lanka

Tel: (+94 11) 2695112, 2681548, 4740490, 4740491, 4740492 Fax: (+94 11) 2696583 E-mail: [chepid@slt.net.lk](mailto:chepid@slt.net.lk), [epidunit@slt.net.lk](mailto:epidunit@slt.net.lk) Web: [www.epid.gov.lk](http://www.epid.gov.lk)

### Coronavirus disease 2019 (COVID-19) - Situation Report – 26.05.2021– 10 a.m.

An outbreak of pneumonia of unknown reason was first reported on 31<sup>st</sup> December 2019 from Wuhan City in Hubei Province of China. On 7<sup>th</sup> Jan 2020, it was diagnosed as “Novel Corona Virus”. On 30/01, WHO has declared it as a Public Health Emergency of International Concern (PHEIC). On 11/02/2020 the WHO renamed the disease as COVID-19 and on 11/03/2020 declared as pandemic. The incubation period is reported as 2-14 days.

Patients identified in last 24H	
<b>Total Confirmed</b>	<b>2728</b>
Returnees (+ close contacts) from other countries	Sri Lankans 22 Foreigners 0
Kandakadu Rehab. Center detainees and their contacts	0
Hospital samples (admitted with clinical signs/symptoms)	0
New Year Cluster	2639
Prison cluster	67

Details of COVID 19 diagnosed patients – Last 24H				
Number inward as at yesterday-10 am	COVID 19 Positive - last 24H	Discharged from the hospital - last 24H	Number of deaths - last 24H	Number inward/waiting to admit as at today-10 am
<b>24756</b>	<b>2728</b>	<b>1203</b>	<b>28</b>	<b>26253</b>

#### Local Situation

Total Number Confirmed		169900
Imported Cases (Returnees from other countries)	Foreigners	318
	Sri Lankans	4197
Local Cases	Navy & their close contacts	950
	Kandakadu cluster & their close contacts	651
	Minuwangoda Cluster	3059
	Fish Market\ Harbour Cluster	82785
	Prison cluster	5748
	New Year Cluster	71879
Others	313	

<b>Total Number Confirmed</b>	<b>169900</b>
Total Number Recovered	142378
Total Number of Deaths	1269
Hospitalized/waiting to admit - today 10 am	26253

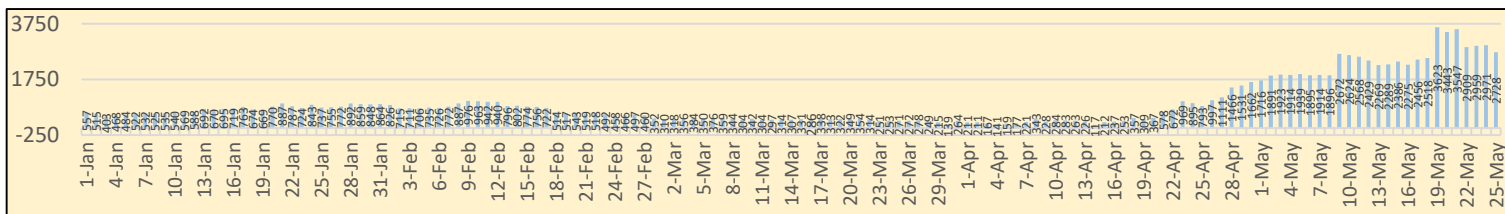
<b>Suspected and hospitalized - today 10 am</b>	<b>1572</b>
---	-------------



COVID-19 Vaccination	1 <sup>st</sup> Dose	2 <sup>nd</sup> Dose
<b>Covishield Vaccine</b>	925242	340842
<b>Sinopharm Vaccine</b>	517824	2435
<b>Sputnik V</b>	14984	-

Country	Cumulative Cases per 1 million population	COVID-19 deaths per 1 million population
Sri Lanka	7793	58
India	17887	196
Singapore	10751	5.4
Australia	1178	36
South East Asian Region	13893	168

HEALTH DISTRICT	Count
COLOMBO	46415
GAMPAHA	31469
KALUTARA	14839
KURUNEGALA	8718
KANDY	6819
GALLE	6334
RATNAPURA	5621
MATARA	4046
MATALE	3433
NUWARAELIYA	3207
PUTTALAM	3030
BADULLA	2813
JAFFNA	2562
KEGALLE	2426
HAMBANTOTA	2031
MONERAGALA	2050
ANURADHAPURA	1541
KALMUNAI	1415
TRINCOMALEE	1199
BATTICOLOA	760
POLONNARUWA	722
AMPARA	635
VAVUNIA	592
KILINOCHCHI	423
MANNAR	403
MULLATIVU	272

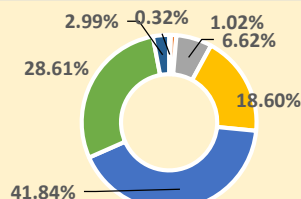
Note: Considered only the individuals who contracted the disease from the districts



<b>COVID 19 Deaths</b>	<b>1269</b>
	764
	505

#### Age distribution of deaths

- < 15
- 16 - 30
- 31 - 45
- 46 - 60
- 61 - 75
- 76 - 90
- >90



#### Number of COVID -19 suspected patients - 1572

Hospital	Total suspected up to now			Today 10am		
	SL	Forei.	Total	SL	Forei.	Total
NIID	1421	76	1497	15	0	15
NHSL	46177	16	46193	167	0	167
TH Ragama	6084	5	6089	204	0	204
TH Karapitiya	2133	27	2160	121	0	121
TH A'pura	3547	2	3549	29	0	29
TH Kurun.	3287	1	3288	100	0	100
TH Jaffna	756	2	758	0	0	0
NH Kandy	2566	6	2572	11	0	11
TH Batti.	964	0	964	58	0	58
DGH Gampaha	1812	4	1816	86	0	86
DGH Negombo	3050	15	3065	0	0	0
TH Rathn.	1640	0	1640	72	0	72
PGH Badulla	982	2	984	38	0	38
LRH	606	0	606	10	0	10
DMH	2850	1	2851	32	0	32
DGH Polon'wa	3206	6	3212	13	0	13
TH Kalubowila	3931	5	3936	5	0	5
Castle St TH	868	0	868	0	0	0
BH Hambanthota	385	2	387	0	0	0
BH Mona'gala	992	0	992	5	0	5
BH Welikanda	69	1	70	0	0	0
DGH Kaluthara	2928	2	2930	151	0	151
Chest H. Welisara	2922	2	2924	35	0	35
Colombo East Base	371	0	371	5	0	5
G.H. Chilaw	8415	1	8416	14	0	14
G.H. Matara	241	2	243	0	0	0
KDU Hospital	19758	0	19758	50	0	50
G.H. Vavunia	414	0	414	0	0	0
B.H. Marawila	887	1	888	6	0	6
S.J.Pura TH	29679	2	29681	270	0	270
BH Theldeniya	173	0	173	8	0	8
BH Tangalle	218	1	219	26	0	26
NIMH	1350	0	1350	41	0	41
<b>Total</b>	<b>Incorrect to total as transfers counts in both the</b>			<b>1572</b>	<b>0</b>	<b>1572</b>

Source: Epidemiology Unit, Disease Surveillance System

#### Hospital distribution of COVID 19 diagnosed patients

	Inward Today 10am			Discharged during last		
	SL	Forei	Total	SL	Forei	Total
NIID	148	0	148	28	0	28
BH Welikanda	84	0	84	6	0	6
Iranawila Hospital	114	0	114	8	0	8
BH Minuwangoda	35	0	35	3	0	3
Colombo East Base Hospital	104	0	104	6	0	6
TH Anuradhapura	55	0	55	10	0	10
Neville F'do hospital	496	0	496	66	0	66
DGH Hambanthota	166	0	166	21	0	21
DH Rambukkana	74	0	74	7	0	7
Kamburugamuwa	250	0	250	23	0	23
Kathankudy Hospital	111	0	111	0	0	0
BH Theldeniya	105	0	105	5	0	5
BH Homagama	164	0	164	12	0	12
BH Hingurakoda	166	0	166	48	0	48
BH Galenbidunawewa	59	0	59	18	0	18
BH Kebithigollewa	51	0	51	0	0	0
DH Abanpola	54	0	54	4	0	4
DH Lunawa	62	0	62	22	0	22
DH Ingiriya	57	0	57	0	0	0
DH Kosgama	78	0	78	19	0	19
DH Dankotuwa	71	0	71	6	0	6
DH Divulapitiya	84	0	84	11	0	11
DH Laggala Pallegama	106	0	106	3	0	3
DH Dompe	34	0	34	2	0	2
DH Pimbura	66	0	66	2	0	2
DH Karadiyanaru	88	0	88	0	0	0
DH Radawana	41	0	41	12	0	12
Ichchilampattu Hospital	64	0	64	12	0	12
DH Padiyathalawa	31	0	31	7	0	7
NHRD (Welisara)	27	0	27	0	0	0
DH Palamune	77	0	77	13	0	13
DH Undugoda	112	0	112	0	0	0
DH Narammala	62	0	62	4	0	4
DH Iththepana	30	0	30	2	0	2
DH Mathugama	62	0	62	12	0	12
DH Bandaragama	32	0	32	6	0	6
DH Nochiyagama	39	0	39	16	0	16
DH Nawagamuwuwa	32	0	32	7	0	7
DH Bandarawela	49	0	49	0	0	0
DH Haguranketha	20	0	20	11	0	11
DH Belligala	52	0	52	10	0	10
DH Katugasthota	10	0	10	1	0	1
DH Wattagama	33	0	33	6	0	6
DH Walapane	42	0	42	12	0	12
DH Damana	48	0	48	9	0	9
DH Deyyandara	14	0	14	0	0	0
DH Medagama	78	0	78	5	0	5
DH Pallegama	39	0	39	1	0	1
DH Wethara	39	0	39	0	0	0
DH Kithulgala	63	0	63	0	0	0
DH Kuchcheweli	82	0	82	10	0	10
DH Thammannawa	33	0	33	0	0	0
DH Middeniya	27	0	27	4	0	4
DH Ambalanthota	65	0	65	17	0	17
DH Rakwana	2	0	2	0	0	0
DH Nakulugamuwa	18	0	18	0	0	0
Army Hospital Panagoda	94	0	94	0	0	0
SLAF BH Katunayake	35	0	35	7	0	7
NIMH	22	0	22	1	0	1
Ayurweda hospital Rajagriya	91	0	91	0	0	0
Galuwapokuna Treat. Centre	90	0	90	0	0	0
Kandakadu treatment Centre	448	0	448	46	0	46
Gallela treatment Centre	407	0	407	70	0	70
Punani treatment Centre	553	0	553	0	0	0
Embilipitiya treatment Centre	152	0	152	36	0	36
Kahagolla treat. Centre	208	0	208	33	0	33
Rehabilitation Centre Ampara	163	0	163	11	0	11
Kahawatta treat. Centre	283	0	283	18	0	18
Wathupithwela Treat. Centre	57	0	57	10	0	10
Bingiriya treat. Centre	692	0	692	15	0	15
Rambukkana treat. Centre	266	0	266	0	0	0
Yakkala treatment Centre	143	0	143	26	0	26
Kopai treatment Centre	276	0	276	11	0	11
Karadeniya treatment Centre	129	0	129	0	0	0
Panideniya treat. Centre	295	0	295	20	0	20
Darga town treatment Centre	12	0	12	0	0	0
BH Warakapola	200	0	200	26	0	26
Krishnapuram Treatment Center -	90	0	90	0	0	0
Dambadeniya Treat. Centre	452	0	452	76	0	76
Hikkaduwa Treat. Centre	208	0	208	19	0	19
Weligama Treat. Centre	960	0	960	0	0	0
Giriulla Treat. Centre	341	0	341	0	0	0
Bidunwewa Treat. Centre	129	0	129	8	0	8
Koggala Beach Hotel	136	0	136	16	0	16
Habaraduwa treat. Centre	130	0	130	10	0	10
Hanthana treat. Centre	76	0	76	4	0	4
Kundasale treat. Centre	72	0	72	7	0	7
Punani Brandix treat. Rx Centre	217	0	217	10	0	10
ICC Kande Ela	74	0	74	14	0	14
ICC Bogawantalawa	62	0	62	5	0	5
ICC Hardy Technical College	154	0	154	1	0	1
Naleemah school ICC	255	0	255	2	0	2
Marathamunei ITC	83	0	83	9	0	9
Pasdunrata ITC	389	0	389	17	0	17
Sripali Horana ITC	287	0	287	38	0	38
Gampola Youth Centre ITC	84	0	84	6	0	6
Gomarandadawala ITC	86	0	86	0	0	0
Pudukudiruppu ICC	298	0	298	26	0	26
Angunakopapelessa ICC	205	0	205	15	0	15
Kirama ICC	8	0	8	0	0	0
Parathipuram ICC	134	0	134	18	0	18
Kadaikadu ICC	306	0	306	2	0	2
Murikandi ICC	160	0	160	44	0	44
Boossa Army camp ICC	185	0	185	19	0	19