



Epidemiology Unit Ministry of Health

231, De Saram Place, Colombo 10, Sri Lanka

Tele: (+94 11) 2695112, 2681548, 4740490, 4740491, 4740492 Fax: (+94 11) 2696583 E-mail: chepid@slt.net.lk, epidunit@slt.net.lk Web: www.epid.gov.lk

Coronavirus disease 2019 (COVID-19) - Situation Report – 26.03.2021– 10 a.m.

An outbreak of pneumonia of unknown reason was first reported on 31st December 2019 from Wuhan City in Hubei Province of China. On 7th Jan 2020, it was diagnosed as “Novel Corona Virus”. On 30/01, WHO has declared it as a Public Health Emergency of International Concern (PHEIC). On 11/02/2020 the WHO renamed the disease as COVID-19 and on 11/03/2020 declared as pandemic. The incubation period is reported as 2-14 days.

Patients identified in last 24H		
Total Confirmed	271	
Returnees (+ close contacts) from other countries	Sri Lankans	5
	Foreigners	15
Kandakadu Rehab. Center detainees and their contacts	0	
Hospital samples (admitted with clinical signs/symptoms)	0	
Sub clusters related to Peliyagoda cluster	247	
Prison cluster	4	

Details of COVID 19 diagnosed patients – Last 24H				
Number inward as at yesterday-10 am	COVID 19 Positive - last 24H	Discharged from the hospital - last 24H	Number of deaths - last 24H	Number inward as at today-10 am
2583	271	264	3	2587

Local Situation

Total Number Confirmed		91289
Imported Cases (Returnees from other countries)	Foreigners	195
	Sri Lankans	2562
Local Cases	Navy & their close contacts	950
	Kandakadu cluster & their close contacts	651
	Sub clusters related to Minuwangoda/Peliyagoda/ Prison cluster	86618
	Others	313

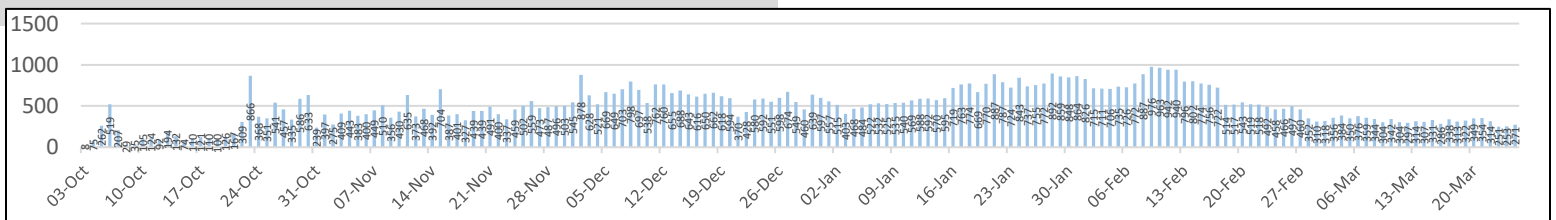
Total Number Confirmed		91289
Total Number Recovered		88145
Total Number of Deaths		557
Confirmed and hospitalized - today 10 am		2587



Suspected and hospitalized - today 10 am		359
-------------------------------------------------	--	------------

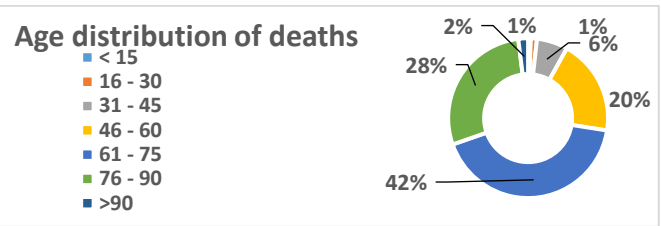
Country	Cumulative Cases per 1 million population	COVID-19 deaths per 1 million population
Sri Lanka	4187	25
India	8405	116
Singapore	10287	5
Australia	1145	36
South East Asian Region	7016	106

HEALTH DISTRICT	Count
COLOMBO	29533
GAMPAHA	18197
PUTTALAM	1223
KALUTARA	6584
ANURADHAPURA	583
KANDY	4178
KURUNEGALA	2572
POLONNARUWA	234
JAFFNA	529
RATNAPURA	2797
KEGALLE	1673
MONERAGALA	589
KALMUNAI	1288
MATALE	1033
GALLE	2451
AMPARA	305
BADULLA	1502
MATARA	1743
BATTICOLOA	585
HAMBANTOTA	690
VAVUNIA	409
TRINCOMALEE	528
NUWARAELIYA	1323
KILINOCHCHI	130
MANNAR	279
MULLATIVU	41

Note: Considered only the individuals who contracted the disease from the districts



COVID 19 Deaths		557
		345
		212



Number of COVID -19 suspected patients - 359						
Hospital	Total suspected up to			Today 10am		
	SL	Forei	Total	SL	Forei	Total
NIID	1332	76	1408	8	0	8
NHSL	30024	16	30040	1	0	1
TH Ragama	3906	5	3911	6	0	6
TH Karapitiya	1111	27	1138	2	0	2
TH A'pura	2665	2	2667	6	0	6
TH Kurun.	2043	1	2044	3	0	3
TH Jaffna	492	2	494	4	0	4
NH Kandy	1853	6	1859	6	0	6
TH Batti.	647	0	647	4	0	4
DGH Gampaha	1150	4	1154	0	0	0
DGH Negombo	2450	15	2465	9	0	9
TH Rathn.	1090	0	1090	3	0	3
PGH Badulla	490	2	492	5	0	5
LRH	477	0	477	1	0	1
DMH	2590	1	2591	3	0	3
DGH Polon'wa	2004	6	2010	8	0	8
TH Kalubowila	1962	5	1967	1	0	1
Castle St TH	796	0	796	0	0	0
BH Hambanthota	385	2	387	0	0	0
BH Mona'gala	616	0	616	6	0	6
BH Welikanda	69	1	70	0	0	0
DGH Kaluthara	1496	2	1498	3	0	3
Chest H. Welisara	2116	2	2118	22	0	22
Colombo East	308	0	308	8	0	8
G.H. Chilaw	6980	1	6981	16	0	16
G.H. Matara	241	2	243	0	0	0
KDU Hospital	13632	0	13632	38	0	38
G.H. Vavunia	357	0	357	3	0	3
B.H. Marawila	683	1	684	0	0	0
S.J.Pura TH	17160	2	17162	154	0	154
BH Theldeniya	149	0	149	4	0	4
BH Tangalle	83	1	84	0	0	0
NIMH	965	0	965	35	0	35
Total	Incorrect to total as transfers counts in both the institutions			359	0	359

Source: Epidemiology Unit, Disease Surveillance System

Hospital distribution of COVID 19 diagnosed patients						
	Inward Today 10am			Discharged during last 24H		
	SL	Foreign	Total	SL	Foreign	Total
NIID	81	0	81	9	0	9
BH Welikanda	31	0	31	1	0	1
Iranawila Hospital	16	0	16	1	0	1
BH Minuwangoda	5	0	5	0	0	0
Colombo East Base Hospital	54	0	54	2	0	2
TH Anuradhapura	34	0	34	0	0	0
Neville F'do hospital	105	0	105	20	0	20
DGH Hambanthota	44	0	44	12	0	12
DH Rambukkana	0	0	0	1	0	1
Kamburugamuwa	22	0	22	14	0	14
Kathankudy Hospital	1	0	1	0	0	0
BH Theldeniya	24	0	24	0	0	0
BH Homagama	57	0	57	0	0	0
BH Galgamuwa	0	0	0	0	0	0
DH Abanpola	27	0	27	5	0	5
DH Lunawa	14	0	14	9	0	9
DH Ingriya	11	0	11	0	0	0
DH Kosgama	9	0	9	0	0	0
DH Dankotuwa	37	0	37	3	0	3
DH Divulapitiya	59	0	59	2	0	2
DH Laggala Pallegama	67	0	67	4	0	4
DH Dompe	38	0	38	2	0	2
DH Pimbura	34	0	34	2	0	2
DH Karadiyanaru	18	0	18	8	0	8
DH Radawana	17	0	17	1	0	1
Ichchilampattu Hospital	22	0	22	5	0	5
DH Padiyathalawa	0	0	0	0	0	0
NHRD (Welisara)	10	0	10	3	0	3
DH Palamune	15	0	15	5	0	5
DH Undugoda	0	0	0	0	0	0
DH Narammala	22	0	22	4	0	4
DH Iththepana	6	0	6	5	0	5
DH Mathugama	6	0	6	2	0	2
DH Bandaragama	13	0	13	3	0	3
DH Nochchiyagama	12	0	12	0	0	0
DH Nawagamuwa	1	0	1	7	0	7
DH Bandarawela	0	0	0	0	0	0
DH Haguranketha	4	0	4	2	0	2
Army Hospital Panagoda	2	0	2	0	0	0
SLAF BH Katunayake	2	0	2	0	0	0
NIMH	7	0	7	1	0	1
Kandakadu treatment Centre	0	0	0	0	0	0
Gallela treatment Centre	0	0	0	0	0	0
Punani treatment Centre	40	0	40	0	0	0
Embilipitiya treatment Centre	121	0	121	0	0	0
Kahagolla treat. Centre	75	0	75	1	0	1
Samanalawewa treatment	0	0	0	0	0	0
Rehabilitation Centre Ampara	12	0	12	2	0	2
Kahawatta treat. Centre	5	0	5	10	0	10
Wathupitiwela Treat. Centre	50	0	50	3	0	3
Bingiriya treat. Centre	73	0	73	11	0	11
Rambukkana treat. Centre	82	0	82	0	0	0
Polgolla treatment Centre	44	0	44	7	0	7
Yakkala treatment Centre	62	0	62	20	0	20
Kopai treatment Centre	141	0	141	13	0	13
Police training school Kalutara	0	0	0	0	0	0
Karadeniya treatment Centre	30	0	30	4	0	4
Panideniya treat. Centre	45	0	45	2	0	2
Darga town treatment Centre	14	0	14	1	0	1
BH Warakapola	106	0	106	10	0	10
Krishnapuram Treatment Center	109	0	109	2	0	2
Dambadeniya Treat. Centre	47	0	47	20	0	20
Hikkaduwa Treat. Centre	47	0	47	19	0	19
Weligama Treat. Centre	7	0	7	0	0	0
Giriulla Treat. Centre	31	0	31	0	0	0
Bidunwewa Treat. Centre	28	0	28	1	0	1
Koggala Beach Hotel	22	1	23	4	0	4
Hikkaduwa Super Corel-ICC	2	0	2	1	0	1
Habaraduwa treat. Centre	0	0	0	0	0	0