



Epidemiology Unit Ministry of Health

231, De Saram Place, Colombo 10, Sri Lanka

Tele: (+94 11) 2695112, 2681548, 4740490, 4740491, 4740492 Fax: (+94 11) 2696583 E-mail: chepid@slt.net.lk, epidunit@slt.net.lk Web: www.epid.gov.lk

Coronavirus disease 2019 (COVID-19) - Situation Report – 25.06.2021– 10 a.m.

An outbreak of pneumonia of unknown reason was first reported on 31st December 2019 from Wuhan City in Hubei Province of China. On 7th Jan 2020, it was diagnosed as “Novel Corona Virus”. On 30/01, WHO has declared it as a Public Health Emergency of International Concern (PHEIC). On 11/02/2020 the WHO renamed the disease as COVID-19 and on 11/03/2020 declared as pandemic. The incubation period is reported as 2-14 days.

Patients identified in last 24H		
Total Confirmed		1941
Returnees (+ close contacts) from other countries	Sri Lankans	24
	Foreigners	0
New Year Cluster		1873
Prison cluster		44

Details of COVID 19 diagnosed patients – Last 24H				
Number inward as at yesterday-10 am	COVID 19 Positive – last 24H	Discharged from the hospital – last 24H	Number of deaths reported – last 24H	Number inward/waiting to admit as at today-10 am
30515	1941	1843	45	30568

Local Situation



Total Number Confirmed		248050
Imported Cases (Returnees from other countries)	Foreigners	328
	Sri Lankans	4966
Local Cases	Navy & their close contacts	950
	Kandakadu cluster & their close contacts	651
	Minuwangoda Cluster	3059
	Fish Market\ Harbour Cluster	82785
	Prison cluster	6957
	New Year Cluster	148041
Others	313	

Total Number Confirmed	248050
Total Number Recovered	214668
Total Number of Deaths	2814
Hospitalized/waiting to admit – today 10 am	30568

Suspected and hospitalized – today 10 am	1419
---	-------------

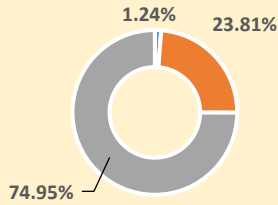
COVID-19 Vaccination	
Covishield Vaccine	No
1 st Dose	925242
2 nd Dose	372719
Sinopharm Vaccine	
1 st Dose	1474958
2 nd Dose	483910
Sputnik V	
1 st Dose	113454
2 nd Dose	14363

District	1 st	2 nd	3 rd	Total
Colombo	174	32123	27726	60023
Gampaha	51	18483	24800	43334
Kalutara	72	6986	20315	27373
Kandy	19	5710	7321	13050
Kurunagala	30	3191	10220	13441
Galle	4	2645	8074	10723
Ratnapura	9	3654	6399	10062
Matara	4	1544	4498	6046
Matale	5	1214	3690	4909
Nuwara Eliya	2	1259	5214	6475
Kegalle	10	1770	3036	4816
Jaffna	16	1441	3247	4704
Badulla	4	1358	3508	4870
Puttalam	39	1024	3075	4138
Anuradhapura	31	820	2640	3491
Hambantota	3	710	2246	2959
Trincomalee	4	651	2227	2882
Monaragala	6	545	1935	2486
Polonnaruwa	10	475	1597	2082
Ampara	9	498	1146	1653
Kalmunai	18	1296	464	1778
Batticaloa	1	699	1618	2318
Vavuniya	2	623	751	1376
Mullaitivu	0	278	714	992
Kilinochchi	0	250	927	1177
Mannar	0	379	375	754

COVID 19 Deaths	2814
 1635	1635
 1179	1179

Age distribution of deaths

- < 30
- 30-59
- >=60



Number of COVID -19 suspected patients - 1419

Hospital	Total suspected up to now			Today 10am		
	SL	Forei.	Total	SL	Forei.	Total
NIID	1475	76	1551	7	0	7
NHSL	49779	16	49795	88	0	88
TH Ragama	7825	5	7830	183	0	183
TH Karapitiya	2748	27	2775	85	0	85
TH A'pura	4252	2	4254	10	0	10
TH Kurun.	4112	1	4113	41	0	41
TH Jaffna	1007	2	1009	8	0	8
NH Kandy	2961	6	2967	13	0	13
TH Batti.	1265	0	1265	72	0	72
DGH Gampaha	2328	4	2332	88	0	88
DGH Negombo	3554	15	3569	90	0	90
TH Rathn.	2213	0	2213	75	0	75
PGH Badulla	1316	2	1318	6	0	6
LRH	794	0	794	19	0	19
DMH	2969	1	2970	17	0	17
DGH Polon'wa	3524	6	3530	6	0	6
TH Kalubowila	9491	5	9496	2	0	2
Castle St TH	1393	0	1393	6	0	6
BH Hambanthota	393	2	395	0	0	0
BH Mona'gala	1094	0	1094	7	0	7
BH Welikanda	69	1	70	0	0	0
DGH Kaluthara	4839	2	4841	177	0	177
Chest H. Welisara	3139	2	3141	14	0	14
Colombo East Base	416	0	416	6	0	6
G.H. Chilaw	8896	1	8897	33	0	33
G.H. Matara	241	2	243	0	0	0
KDU Hospital	21114	0	21114	36	0	36
G.H. Vavunia	451	0	451	1	0	1
B.H. Marawila	1032	1	1033	2	0	2
S.J.Pura TH	35421	2	35423	174	0	174
BH Theldeniya	176	0	176	4	0	4
BH Tangalle	248	1	249	2	0	2
NIMH	1645	0	1645	147	0	147
Total	Incorrect to total as transfers counts in both the		1419	0	1419	

Source: Epidemiology Unit, Disease Surveillance System

