



Epidemiology Unit Ministry of Health

231, De Saram Place, Colombo 10, Sri Lanka

Tel: (+94 11) 2695112, 2681548, 4740490, 4740491, 4740492 Fax: (+94 11) 2696583 E-mail: chepid@slt.net.lk, epidunit@slt.net.lk Web: www.epid.gov.lk

Coronavirus disease 2019 (COVID-19) - Situation Report – 24.06.2021– 10 a.m.

An outbreak of pneumonia of unknown reason was first reported on 31st December 2019 from Wuhan City in Hubei Province of China. On 7th Jan 2020, it was diagnosed as “Novel Corona Virus”. On 30/01, WHO has declared it as a Public Health Emergency of International Concern (PHEIC). On 11/02/2020 the WHO renamed the disease as COVID-19 and on 11/03/2020 declared as pandemic. The incubation period is reported as 2-14 days.

Patients identified in last 24H		
Total Confirmed		2196
Returnees (+ close contacts) from other countries	Sri Lankans	18
	Foreigners	0
New Year Cluster		2142
Prison cluster		36

Details of COVID 19 diagnosed patients – Last 24H				
Number inward as at yesterday-10 am	COVID 19 Positive – last 24H	Discharged from the hospital – last 24H	Number of deaths reported – last 24H	Number inward/waiting to admit as at today-10 am
30023	2196	1639	65	30515

Local Situation



Total Number Confirmed		246109
Imported Cases (Returnees from other countries)	Foreigners	328
	Sri Lankans	4942
Local Cases	Navy & their close contacts	950
	Kandakadu cluster & their close contacts	651
	Minuwangoda Cluster	3059
	Fish Market\ Harbour Cluster	82785
	Prison cluster	6913
	New Year Cluster	146168
Others		313

Total Number Confirmed	246109
Total Number Recovered	212825
Total Number of Deaths	2769
Hospitalized/waiting to admit – today 10 am	30515

Suspected and hospitalized – today 10 am	1331
---	-------------

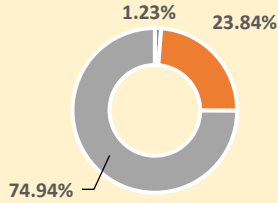
COVID-19 Vaccination	1 st Dose	2 nd Dose
Covishield Vaccine	925242	372719
Sinopharm Vaccine	1461732	479750
Sputnik V	113454	14323

District	1 st Wave	2 nd Wave	3 rd Wave	Total
Colombo	174	32123	27370	59667
Gampaha	51	18483	24326	42860
Kalutara	72	6986	19983	27041
Kandy	19	5710	7227	12956
Kurunegala	30	3191	10111	13332
Galle	4	2645	7992	10641
Ratnapura	9	3654	6378	10041
Matara	4	1544	4443	5991
Matale	5	1214	3675	4894
Nuwara Eliya	2	1259	5212	6473
Kegalle	10	1770	2855	4635
Jaffna	16	1441	3173	4630
Badulla	4	1358	3421	4783
Puttalam	39	1024	3014	4077
Anuradhapura	31	820	2591	3442
Hambantota	3	710	2232	2945
Trincomalee	4	651	2190	2845
Monaragala	6	545	1897	2448
Polonnaruwa	10	475	1571	2056
Ampara	9	498	1132	1639
Kalmunai	18	1296	454	1768
Batticaloa	1	699	1607	2307
Vavuniya	2	623	748	1373
Mullaitivu	0	278	712	990
Kilinochchi	0	250	923	1173
Mannar	0	379	364	743

COVID 19 Deaths	2769
 1608	
 1161	

Age distribution of deaths

- < 30
- 30-59
- >=60



Number of COVID -19 suspected patients - 1331

Hospital	Total suspected up to now			Today 10am		
	SL	Forei.	Total	SL	Forei.	Total
NIID	1472	76	1548	7	0	7
NHSL	49672	16	49688	92	0	92
TH Ragama	7740	5	7745	184	0	184
TH Karapitiya	2733	27	2760	64	0	64
TH A'pura	4227	2	4229	24	0	24
TH Kurun.	4096	1	4097	34	0	34
TH Jaffna	999	2	1001	1	0	1
NH Kandy	2948	6	2954	6	0	6
TH Batti.	1251	0	1251	58	0	58
DGH Gampaha	2311	4	2315	76	0	76
DGH Negombo	3535	15	3550	93	0	93
TH Rathn.	2193	0	2193	59	0	59
PGH Badulla	1310	2	1312	16	0	16
LRH	789	0	789	19	0	19
DMH	2965	1	2966	18	0	18
DGH Polon'wa	3519	6	3525	8	0	8
TH Kalubowila	9270	5	9275	6	0	6
Castle St TH	1365	0	1365	13	0	13
BH Hambanthota	393	2	395	0	0	0
BH Mona'gala	1091	0	1091	5	0	5
BH Welikanda	69	1	70	0	0	0
DGH Kaluthara	4779	2	4781	125	0	125
Chest H. Welisara	3134	2	3136	9	0	9
Colombo East Base	416	0	416	6	0	6
G.H. Chilaw	8879	1	8880	32	0	32
G.H. Matara	241	2	243	0	0	0
KDU Hospital	21078	0	21078	40	0	40
G.H. Vavunia	450	0	450	0	0	0
B.H. Marawila	1023	1	1024	5	0	5
S.J.Pura TH	35247	2	35249	161	0	161
BH Theldeniya	176	0	176	5	0	5
BH Tangalle	248	1	249	2	0	2
NIMH	1637	0	1637	163	0	163
Total	Incorrect to total as transfers counts in both the institutions		1331	0	1331	

Source: Epidemiology Unit, Disease Surveillance System

