



## Epidemiology Unit Ministry of Health

231, De Saram Place, Colombo 10, Sri Lanka

Tel: (+94 11) 2695112, 2681548, 4740490, 4740491, 4740492 Fax: (+94 11) 2696583 E-mail: [chepid@slt.net.lk](mailto:chepid@slt.net.lk), [epidunit@slt.net.lk](mailto:epidunit@slt.net.lk) Web: [www.epid.gov.lk](http://www.epid.gov.lk)

### Coronavirus disease 2019 (COVID-19) - Situation Report – 23.03.2021– 10 a.m.

An outbreak of pneumonia of unknown reason was first reported on 31<sup>st</sup> December 2019 from Wuhan City in Hubei Province of China. On 7<sup>th</sup> Jan 2020, it was diagnosed as “Novel Corona Virus”. On 30/01, WHO has declared it as a Public Health Emergency of International Concern (PHEIC). On 11/02/2020 the WHO renamed the disease as COVID-19 and on 11/03/2020 declared as pandemic. The incubation period is reported as 2-14 days.

Patients identified in last 24H		
<b>Total Confirmed</b>	<b>314</b>	
Returnees (+ close contacts) from other countries	Sri Lankans	39
	Foreigners	1
Kandakadu Rehab. Center detainees and their contacts	0	
Hospital samples (admitted with clinical signs/symptoms)	0	
Sub clusters related to Peliyagoda cluster	248	
Prison cluster	26	

Details of COVID 19 diagnosed patients – Last 24H				
Number inward as at yesterday-10 am	COVID 19 Positive - last 24H	Discharged from the hospital - last 24H	Number of deaths - last 24H	Number inward as at today-10 am
<b>2596</b>	<b>314</b>	<b>248</b>	<b>5</b>	<b>2657</b>

#### Local Situation

Total Number Confirmed		90514
Imported Cases (Returnees from other countries)	Foreigners	193
	Sri Lankans	2504
Local Cases	Navy & their close contacts	950
	Kandakadu cluster & their close contacts	651
	Sub clusters related to Minuwangoda/Peliyagoda/ Prison cluster	85903
	Others	313

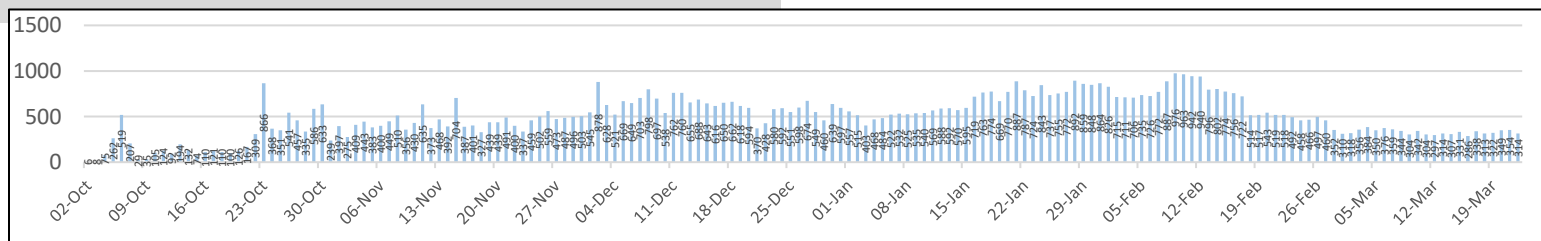
Total Number Confirmed		90514
Total Number Recovered	87306	
Total Number of Deaths	551	
Confirmed and hospitalized - today 10 am	2657	

Suspected and hospitalized - today 10 am		465
--	--	-----

Country	Cumulative Cases per 1 million population	COVID-19 deaths per 1 million population
Sri Lanka	4152	25
India	8231	115
Singapore	10271	5
Australia	1142	36
South East Asian Region	6869	105


HEALTH DISTRICT	Count
COLOMBO	29340
GAMPAHA	18079
PUTTALAM	1218
KALUTARA	6564
ANURADHAPURA	579
KANDY	4159
KURUNEGALA	2531
POLONNARUWA	234
JAFFNA	461
RATNAPURA	2758
KEGALLE	1665
MONERAGALA	568
KALMUNAI	1284
MATALE	1023
GALLE	2427
AMPARA	302
BADULLA	1474
MATARA	1736
BATTICOLOA	573
HAMBANTOTA	661
VAVUNIA	402
TRINCOMALEE	524
NUWARAELIYA	1298
KILINCHCHI	125
MANNAR	274
MULLATIVU	36

Note: Considered only the individuals who contracted the disease from the districts



# COVID 19 Deaths

551



341

210

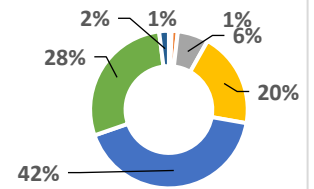
## Number of COVID -19 suspected patients - 465

Hospital	Total suspected up to now			Today 10am		
	SL	Forei.	Total	SL	Forei.	Total
NIID	1326	76	1402	3	0	3
NHSL	28820	16	28836	3	0	3
TH Ragama	3870	5	3875	14	0	14
TH Karapitiya	1099	27	1126	0	0	0
TH A'pura	2646	2	2648	5	0	5
TH Kurun.	2023	1	2024	6	0	6
TH Jaffna	483	2	485	5	0	5
NH Kandy	1839	6	1845	5	0	5
TH Batti.	636	0	636	7	0	7
DGH Gampaha	1150	4	1154	0	0	0
DGH Negombo	2438	15	2453	8	0	8
TH Rathn.	1077	0	1077	4	0	4
PGH Badulla	482	2	484	9	0	9
LRH	474	0	474	1	0	1
DMH	2583	1	2584	3	0	3
DGH Polon'wa	1981	6	1987	0	0	0
TH Kalubowila	1934	5	1939	10	0	10
Castle St TH	796	0	796	0	0	0
BH Hambanthota	385	2	387	0	0	0
BH Mona'gala	611	0	611	6	0	6
BH Welikanda	69	1	70	0	0	0
DGH Kaluthara	1487	2	1489	2	0	2
Chest H. Welisara	2068	2	2070	20	0	20
Colombo East Base Hospital	303	0	303	4	0	4
G.H. Chilaw	6938	1	6939	9	0	9
G.H. Matara	241	2	243	0	0	0
KDU Hospital	13455	0	13455	92	0	92
G.H. Vavunia	352	0	352	2	0	2
B.H. Marawila	681	1	682	0	0	0
S.J.Pura TH	16710	2	16712	209	0	209
BH Theldeniya	149	0	149	4	0	4
BH Tangalle	83	1	84	0	0	0
NIMH	940	0	940	34	0	34
<b>Total</b>	Incorrect to total as transfers counts in both the institutions			<b>465</b>	<b>0</b>	<b>465</b>

Source: Epidemiology Unit, Disease Surveillance System

## Age distribution of deaths

- < 15
- 16 - 30
- 31 - 45
- 46 - 60
- 61 - 75
- 76 - 90



## Hospital distribution of COVID 19 diagnosed patients

	Inward Today 10am			Discharged during last 24H		
	SL	Foreign	Total	SL	Foreign	Total
NIID	80	0	80	5	0	5
BH Welikanda	35	0	35	5	0	5
Iranawila Hospital	13	0	13	2	0	2
BH Minuwangoda	0	0	0	0	0	0
Colombo East Base Hospital	45	0	45	4	0	4
TH Anuradhapura	21	0	21	3	0	3
Neville F' do hospital	108	0	108	16	0	16
DGH Hambanthota	71	0	71	30	0	30
DH Rambukkana	1	0	1	1	0	1
Kamburugamuwa	52	0	52	19	0	19
Kathankudy Hospital	7	0	7	1	0	1
BH Theldeniya	24	0	24	2	0	2
BH Homagama	65	0	65	2	0	2
BH Galgamuwa	0	0	0	0	0	0
DH Abanpola	27	0	27	1	0	1
DH Lunawa	60	0	60	7	0	7
DH Ingriya	9	0	9	0	0	0
DH Kosgama	10	0	10	2	0	2
DH Dankotuwa	32	0	32	5	0	5
DH Divulapitiya	59	0	59	5	0	5
DH Laggala Pallegama	69	0	69	0	0	0
DH Dompe	32	0	32	3	0	3
DH Pimbura	24	0	24	0	0	0
DH Karadiyanaru	30	0	30	2	0	2
DH Radawana	16	0	16	3	0	3
Ichchilampattu Hospital	64	0	64	13	0	13
DH Padiyathalawa	0	0	0	0	0	0
NHRD (Welisara)	14	0	14	0	0	0
DH Palamune	17	0	17	0	0	0
DH Undugoda	0	0	0	0	0	0
DH Narammala	20	0	20	1	0	1
DH Iththepana	12	0	12	0	0	0
DH Mathugama	12	0	12	0	0	0
DH Bandaragama	17	0	17	3	0	3
DH Nochchiyagama	14	0	14	1	0	1
DH Nawagamuwa	8	0	8	0	0	0
DH Bandarawela	0	0	0	0	0	0
DH Haguranketha	7	0	7	1	0	1
Army Hospital Panagoda	1	0	1	2	0	2
SLAF BH Katunayake	2	0	2	0	0	0
NIMH	6	0	6	0	0	0
Kandakadu treatment Centre	0	0	0	0	0	0
Gallela treatment Centre	0	0	0	0	0	0
Punani treatment Centre	87	0	87	0	0	0
Embilipitiya treatment Centre	129	0	129	2	0	2
Kahagolla treat. Centre	59	0	59	1	0	1
Samanalawewa treatment Centre	0	0	0	0	0	0
Rehabilitation Centre Ampara	16	0	16	0	0	0
Kahawatta treat. Centre	27	0	27	11	0	11
Wathupitiwela Treat. Centre	62	0	62	24	0	24
Bingriya treat. Centre	90	0	90	0	0	0
Rambukkana treat. Centre	81	0	81	0	0	0
Polgolla treatment Centre	45	0	45	3	0	3
Yakkala treatment Centre	71	0	71	5	0	5
Kopai treatment Centre	91	0	91	0	0	0
Police training school Kalutara	0	0	0	0	0	0
Karadeniya treatment Centre	38	0	38	0	0	0
Panideniya treat. Centre	51	0	51	1	0	1
Darga town treatment Centre	13	0	13	0	0	0
BH Warakapola	97	0	97	12	0	12
Krishnapuram Treatment Center - Kilinochchi	120	0	120	7	0	7
Dambadeniya Treat. Centre	43	0	43	1	0	1
Hikkaduwa Treat. Centre	57	0	57	3	0	3
Weligama Treat. Centre	5	0	5	0	0	0
Giriulla Treat. Centre	25	0	25	8	0	8
Bidunwewa Treat. Centre	32	0	32	17	0	17
Koggala Beach Hotel	17	1	18	9	0	9
Hikkaduwa Super Corel-HCC	0	0	0	5	0	5
Habaraduwa treat. Centre	0	0	0	0	0	0