



Epidemiology Unit

Ministry of Health

231, De Saram Place, Colombo 10, Sri Lanka

Tele: (+94 11) 2695112, 2681548, 4740490, 4740491, 4740492 Fax: (+94 11) 2696583 E-mail: chepid@slt.net.lk, epidunit@slt.net.lk Web: www.epid.gov.lk



Coronavirus disease 2019 (COVID-19) - Situation Report – 21.7.2022 – 10 a.m

An outbreak of pneumonia of unknown reason was first reported on 31st December 2019 from Wuhan City in Hubei Province of China. On 7th Jan 2020, it was diagnosed as “Novel Corona Virus”. On 30/01, WHO has declared it as a Public Health Emergency of International Concern (PHEIC). On 11/02/2020 the WHO renamed the disease as COVID-19 and on 11/03/2020 declared as pandemic. The incubation period is reported as 2-14 days.

New Cases reported for the last 24 Hrs **75**



Number inward/waiting to admit/home based as at yesterday- 10 am	COVID 19 Positive – last 24H	Discharged from the hospital /home– last 24H	Number of deaths reported – last 24H	Number inward/waiting to admit/home-based as at today-10 am
578	75	3	2	648

Local Situation

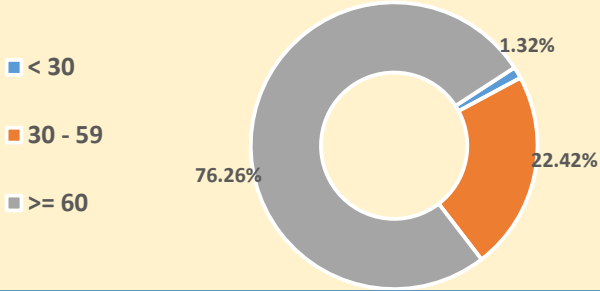
Total Number Confirmed		664647
Imported Cases (Returnees from other countries)	Foreigners	328
	Sri Lankans	7242
Local Cases	Navy & their close contacts	950
	Kandakadu cluster & their close contacts	651
	Minuwangoda Cluster	3059
	Fish Market\ Harbour Cluster	82785
	Prison cluster	9154
	New Year Cluster	483090
	From January 1 st 2022 to date	77075
	Others	313

Total Number Confirmed	664647
Total Number Recovered	647466
Total Number of Deaths	16533
Hospitalized/waiting to admit/ home-based – today 10 am	648
Suspected – today 10 am	13

COVID-19 Vaccination				
AstraZeneca Vaccine				
	1st dose	1,479,631		
	2nd dose	1,418,593		
Sinopharm Vaccine				
	1st dose	12,049,573		
	2nd dose	11,184,041		
Sputnik V				
	1st dose	159,110		
	2nd dose	155,812		
Pfizer				
	1st dose	2,611,539		
	2nd dose	1,007,438		
	1st Booster dose	8,002,054		
	2nd Booster dose	13,959		
Moderna				
	1st dose	804,801		
	2nd dose	787,361		
**COVID-19 - PCR Positives				
District	1 st wave	2 nd wave	3 rd wave	Total
Colombo	174	32123	107820	140117
Gampaha	51	18483	96063	114597
Kalutara	72	6986	51238	58296
Kandy	19	5710	16485	22214
Kurunagala	30	3191	28287	31508
Galle	4	2645	43055	45704
Ratnapura	9	3654	20045	23708
Matara	4	1544	21648	23196
Matale	5	1214	14313	15532
Nuwara Eliya	2	1259	11061	12322
Kegalle	10	1770	11624	13404
Jaffna	16	1441	10874	12331
Badulla	4	1358	13273	14635
Puttalam	39	1024	14116	15179
Anuradhapura	31	820	14212	15063
Hambantota	3	710	19382	20095
Trincomalee	4	651	3722	4377
Monaragala	6	545	14673	15224
Polonnaruwa	10	475	4763	5248
Ampara	9	498	13566	14073
Kalmunai	18	1296	3910	5224
Batticaloa	1	699	9170	9870
Vavuniya	2	623	3039	3664
Mullaitivu	0	278	1987	2265
Kilinochchi	0	250	9773	10023
Mannar	0	379	2147	2526

COVID 19 Deaths	16533
	9330
	7203

Age Distribution of Deaths



Number of COVID -19 suspected patients reported for the last 24 hours 13

Hospital	Today 10am		
	SL	Forei.	Total
NIID	0	0	0
NHSL	5	0	5
TH Ragama	0	0	0
TH Karapitiya	0	0	0
TH A'pura	0	0	0
TH Kurun.	0	0	0
TH Jaffna	0	0	0
NH Kandy	0	0	0
TH Batti.	0	0	0
DGH Gampaha	2	0	2
DGH Negombo	4	0	4
TH Rathn.	1	0	1
PGH Badulla	0	0	0
LRH	0	0	0
DMH	0	0	0
DGH Polon'wa	0	0	0
TH Kalubowila	0	0	0
Castle St TH	0	0	0
BH Hambanthota	0	0	0
BH Mona'gala	0	0	0
BH Welikanda	0	0	0
DGH Kaluthara	1	0	1
Chest H. Welisara	0	0	0
Colombo East Base Hospital	0	0	0
G.H. Chilaw	0	0	0
G.H. Matara	0	0	0
KDU Hospital	0	0	0
G.H. Vavunia	0	0	0
B.H. Marawila	0	0	0
S.J.Pura TH	0	0	0
BH Theldeniya	0	0	0
BH Tangalle	0	0	0
NIMH	0	0	0
Total	13	0	13

