



## Epidemiology Unit Ministry of Health

231, De Saram Place, Colombo 10, Sri Lanka

Tele: (+94 11) 2695112, 2681548, 4740490, 4740491, 4740492 Fax: (+94 11) 2696583 E-mail: [chepid@slt.net.lk](mailto:chepid@slt.net.lk), [epidunit@slt.net.lk](mailto:epidunit@slt.net.lk) Web: [www.epid.gov.lk](http://www.epid.gov.lk)

### Coronavirus disease 2019 (COVID-19) - Situation Report – 20.05.2021– 10 a.m.

An outbreak of pneumonia of unknown reason was first reported on 31<sup>st</sup> December 2019 from Wuhan City in Hubei Province of China. On 7<sup>th</sup> Jan 2020, it was diagnosed as “Novel Corona Virus”. On 30/01, WHO has declared it as a Public Health Emergency of International Concern (PHEIC). On 11/02/2020 the WHO renamed the disease as COVID-19 and on 11/03/2020 declared as pandemic. The incubation period is reported as 2-14 days.

Patients identified in last 24H		
<b>Total Confirmed</b>		<b>3623</b>
Returnees (+ close contacts) from other countries	Sri Lankans	31
	Foreigners	1
Kandakadu Rehab. Center detainees and their contacts		0
Hospital samples (admitted with clinical signs/symptoms)		0
New Year Cluster		3591
Prison cluster		0

Details of COVID 19 diagnosed patients – Last 24H				
Number inward as at yesterday-10 am	COVID 19 Positive - last 24H	Discharged from the hospital - last 24H	Number of deaths - last 24H	Number inward as at today-10 am
<b>24338</b>	<b>3623</b>	<b>1165</b>	<b>36</b>	<b>26760</b>

#### Local Situation

Total Number Confirmed		151343
Imported Cases (Returnees from other countries)	Foreigners	316
	Sri Lankans	4148
Local Cases	Navy & their close contacts	950
	Kandakadu cluster & their close contacts	651
	Minuwangoda Cluster	3059
	Fish Market\ Harbour Cluster	82785
	Prison cluster	5296
	New Year Cluster	53825
Others		313

<b>Total Number Confirmed</b>	<b>151343</b>
Total Number Recovered	123532
Total Number of Deaths	1051
Confirmed and hospitalized - today 10 am	26760

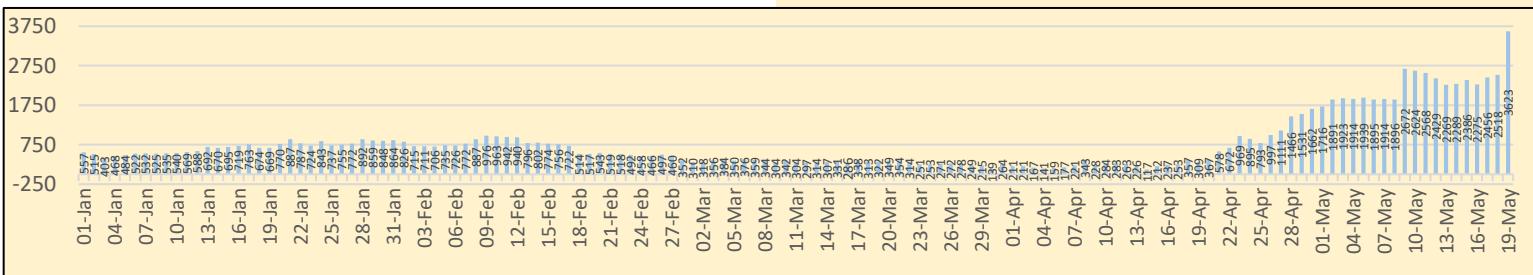
<b>Suspected and hospitalized - today 10 am</b>	<b>1824</b>
---	-------------



COVID-19 Vaccination	1 <sup>st</sup> Dose	2 <sup>nd</sup> Dose
<b>Covishield Vaccine</b>	925242	304961
<b>Sinopharm Vaccine</b>	474685	2435
<b>Sputnik V</b>	14934	-

Country	Cumulative Cases per 1 million population	COVID-19 deaths per 1 million population
Sri Lanka	6942	48
India	17887	196
Singapore	10751	5.4
Australia	1178	36
South East Asian Region	13893	168

HEALTH DISTRICT	Count
COLOMBO	42247
GAMPAHA	28306
KALUTARA	12707
KURUNEGALA	7338
KANDY	6118
RATNAPURA	4753
GALLE	4816
MATARA	3278
MATALE	2895
PUTTALAM	2577
NUWARAELIYA	2614
BADULLA	2427
KEGALLE	2050
JAFFNA	1992
KALMUNAI	1332
MONERAGALA	1801
HAMBANTOTA	1643
ANURADHAPURA	1300
TRINCOMALEE	951
BATTICOLOA	687
VAVUNIA	557
POLONNARUWA	619
AMPARA	596
MANNAR	358
KILINOCHCHI	320
MULLATIVU	193

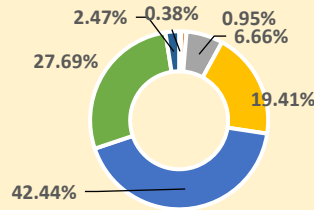
Note: Considered only the individuals who contracted the disease from the districts



<b>COVID 19 Deaths</b>	<b>1051</b>
	642
	409

### Age distribution of deaths

- < 15
- 16 - 30
- 31 - 45
- 46 - 60
- 61 - 75
- 76 - 90
- >90



### Number of COVID -19 suspected patients - 1824

Hospital	Total suspected up to now			Today 10am		
	SL	Forei.	Total	SL	Forei.	Total
NIID	1410	76	1486	9	0	9
NHSL	4551	16	45531	176	0	176
TH Ragama	5665	5	5670	173	0	173
TH Karapitiya	1955	27	1982	137	0	137
TH A'pura	3388	2	3390	30	0	30
TH Kurun.	3063	1	3064	90	0	90
TH Jaffna	729	2	731	-	0	-
NH Kandy	2536	6	2542	107	0	107
TH Batti.	892	0	892	49	0	49
DGH Gampaha	1712	4	1716	68	0	68
DGH Negombo	2984	15	2999	52	0	52
TH Rathn.	1572	0	1572	72	0	72
PGH Badulla	903	2	905	34	0	34
LRH	578	0	578	4	0	4
DMH	2826	1	2827	20	0	20
DGH Polon'wa	3086	6	3092	23	0	23
TH Kalubowila	3097	5	3102	66	0	66
Castle St TH	861	0	861	12	0	12
BH Hambanthota	385	2	387	0	0	0
BH Mona'gala	950	0	950	8	0	8
BH Welikanda	69	1	70	0	0	0
DGH Kaluthara	2536	2	2538	126	0	126
Chest H. Welisara	2867	2	2869	45	0	45
Colombo East	363	0	363	4	0	4
G.H. Chilaw	8349	1	8350	25	0	25
G.H. Matara	241	2	243	0	0	0
KDU Hospital	1942	0	19422	157	0	157
G.H. Vavunia	404	0	404	16	0	16
B.H. Marawila	879	1	880	6	0	6
S.J.Pura TH	2868	2	28686	262	0	262
BH Theldeniya	171	0	171	6	0	6
BH Tangalle	195	1	196	12	0	12
NIMH	1319	0	1319	35	0	35
<b>Total</b>	Incorrect to total as			<b>1824</b>	<b>0</b>	<b>1824</b>

Source: Epidemiology Unit, Disease Surveillance System

### Hospital distribution of COVID 19 diagnosed patients

	Inward Today 10am			Discharged during		
	SL	Forei	Tot	SL	Forein	Total
NIID	161	0	161	4	0	4
BH Welikanda	59	0	59	0	0	0
Iranawila Hospital	104	0	104	8	0	8
BH Minuwangoda	56	0	56	7	0	7
Colombo East Base Hospital	90	0	90	8	0	8
TH Anuradhapura	38	0	38	0	0	0
Neville F do hospital	502	0	502	56	0	56
DGH Hambanthota	192	2	192	35	0	35
DH Rambukkana	44	0	44	10	0	10
Kamburugamuwa	218	0	218	64	0	64
Kathankudy Hospital	88	0	88	0	0	0
BH Theldeniya	110	0	110	4	0	4
BH Homagama	158	0	158	14	0	14
BH Galgamuwa	0	0	0	0	0	0
BH Hingurakgoda	207	0	207	7	0	7
BH Galenbidunawewa	60	0	60	2	0	2
BH Kebithigollewa	37	0	37	5	0	5
BH Beruwala	148	0	148	15	0	15
DH Abanpola	44	0	44	3	0	3
DH Lunawa	104	0	104	10	0	10
DH Ingiriya	35	0	35	5	0	5
DH Kosgama	56	0	56	10	0	10
DH Dankotuwa	63	0	63	5	0	5
DH Divulapitiya	76	0	76	5	0	5
DH Laggala Pallegama	97	0	97	6	0	6
DH Dompe	38	0	38	3	0	3
DH Pimbura	60	0	60	8	0	8
DH Karadiyanaru	104	0	104	0	0	0
DH Radawana	29	0	29	3	0	3
Ichchilampattu Hospital	59	0	59	13	0	13
DH Padiyathalawa	39	0	39	0	0	0
NHRD (Welisara)	28	0	28	7	0	7
DH Palamune	73	0	73	3	0	3
DH Undugoda	111	0	111	20	0	20
DH Narammala	59	0	59	6	0	6
DH Iththevana	24	0	24	5	0	5
DH Mathugama	61	0	61	13	0	13
DH Bandaragama	34	0	34	1	0	1
DH Nochchiyagama	36	0	36	12	0	12
DH Nawagamuwa	33	0	33	0	0	0
DH Bandarawela	50	0	50	0	0	0
DH Hagaranketha	28	0	28	2	0	2
DH Beligala	38	0	38	18	0	18
DH Katugasthota	19	0	19	5	0	5
DH Wattagama	22	0	22	0	0	0
DH Walapane	54	0	54	0	0	0
DH Damana	41	0	41	6	0	6
DH Deyyandara	12	0	12	7	0	7
DH Medagama	53	0	53	7	0	7
DH Pallegama	40	0	40	1	0	1
DH Wethara	39	0	39	0	0	0
DH Kithulgala	54	0	54	0	0	0
DH Kuchcheweli	72	0	72	4	0	4
DH Thammanawa	67	0	67	0	0	0
DH Middeniya	34	0	34	6	0	6
DH Ambalanthota	22	0	22	9	0	9
Army Hospital Panagoda	78	0	78	0	0	0
SLAF BH Katunayake	51	0	51	2	0	2
NIMH	21	0	21	0	0	0
Ayurveda hospital Rajagiriya	72	0	72	6	0	6
Galuwapokuna Treat. Centre	101	0	101	0	0	0
Kandakadu treatment Centre	354	0	354	27	0	27
Gallela treatment Centre	437	0	437	31	0	31
Punani treatment Centre	619	0	619	66	0	66
Embilipitiya treatment Centre	120	0	120	19	0	19
Kahagolla treat. Centre	144	0	144	15	0	15
Samanalawewa treatment Centre	0	0	0	0	0	0
Rehabilitation Centre Ampara	181	0	181	22	0	22
Kahawatta treat. Centre	288	0	288	45	0	45
Wathupitiwela Treat. Centre	99	0	99	2	0	2
Bingiriya treat. Centre	473	0	473	57	0	57
Rambukkana treat. Centre	301	0	301	14	0	14
Polgolla treatment Centre	0	0	0	0	0	0
Yakkala treatment Centre	110	0	110	5	0	5
Kopai treatment Centre	184	0	184	16	0	16
Police training school Kalutara	0	0	0	0	0	0
Karandeniya treatment Centre	115	0	115	0	0	0
Panideniya treat. Centre	319	0	319	62	0	62
Darga town treatment Centre	144	0	144	0	0	0
BH Warakapola	202	0	202	17	0	17
Krishnapuram Treatment Center	109	0	109	0	0	0
Dambadeniya Treat. Centre	473	0	473	6	0	6
Hikkaduwa Treat. Centre	116	0	116	0	0	0
Weligama Treat. Centre	92	0	92	23	0	23
Giriulla Treat. Centre	370	0	370	28	0	28
Bidunwewa Treat. Centre	131	0	131	19	0	19
Koggala Beach Hotel	182	0	0	13	0	13
Hikkaduwa Super Corel-ICC	0	0	0	0	0	0
Habaraduwa treat. Centre	125	0	125	16	0	16
Hanthana treat. Centre	29	0	29	9	0	9
Kundasale treat. Centre	41	0	41	4	0	4
Punani Brandix treat. Rx Centre	118	0	118	0	0	0
ICC Kande Ela	86	0	86	0	0	0
ICC Bogawantalawa	47	0	47	7	0	7
ICC Hardy Technical College	49	0	49	18	0	18
Naleemiah school ICC	198	0	198	15	0	15
Marathamunei ITC	68	0	68	12	0	12
Pasduwata ITC	233	0	233	0	0	0
Sripali Horana ITC	192	0	192	72	0	72
Gampola Youth Centre ITC	100	0	100	33	0	33
Gomarandadawala ITC	87	0	87	4	0	4
Pudukudiruppu ICC	342	0	342	0	0	0
Angunakopapelessa ICC	196	0	196	38	0	38