



Epidemiology Unit Ministry of Health

231, De Saram Place, Colombo 10, Sri Lanka

Tel: (+94 11) 2695112, 2681548, 4740490, 4740491, 4740492 Fax: (+94 11) 2696583 E-mail: chepid@slt.net.lk, epidunit@slt.net.lk Web: www.epid.gov.lk

Coronavirus disease 2019 (COVID-19) - Situation Report – 19.06.2021– 10 a.m.

An outbreak of pneumonia of unknown reason was first reported on 31st December 2019 from Wuhan City in Hubei Province of China. On 7th Jan 2020, it was diagnosed as “Novel Corona Virus”. On 30/01, WHO has declared it as a Public Health Emergency of International Concern (PHEIC). On 11/02/2020 the WHO renamed the disease as COVID-19 and on 11/03/2020 declared as pandemic. The incubation period is reported as 2-14 days.

Patients identified in last 24H	
Total Confirmed	2349
Returnees (+ close contacts) from other countries	Sri Lankans 22 Foreigners 0
Hospital samples (admitted with clinical signs/symptoms)	0
New Year Cluster	2278
Prison cluster	49

Details of COVID 19 diagnosed patients – Last 24H				
Number inward as at yesterday-10 am	COVID 19 Positive – last 24H	Discharged from the hospital – last 24H	Number of deaths reported – last 24H	Number inward/waiting to admit as at today-10 am
33380	2349	2134	55	33540

Local Situation

Total Number Confirmed		235413
Imported Cases (Returnees from other countries)	Foreigners	328
	Sri Lankans	4770
Local Cases	Navy & their close contacts	950
	Kandakadu cluster & their close contacts	651
	Minuwangoda Cluster	3059
	Fish Market\ Harbour Cluster	82785
	Prison cluster	6816
	New Year Cluster	135741
	Others	313



Total Number Confirmed	235413
Total Number Recovered	199393
Total Number of Deaths	2480
Hospitalized/waiting to admit – today 10 am	33540

Suspected and hospitalized – today 10 am	1448
---	-------------

COVID-19 Vaccination	1 st Dose	2 nd Dose
Covishield Vaccine	925242	357868
Sinopharm Vaccine	1423874	417448
Sputnik V	81695	11691

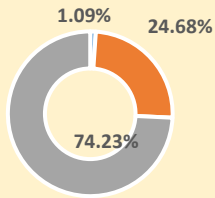
Country/Region	Cumulative Cases per 1 million population	COVID-19 deaths per 1 million population
Sri Lanka	10798	113
India	21333	268
Singapore	10751	6
Australia	1186	36
South East Asian Region	16539	224

District	1 st Wave	2 nd Wave	3 rd Wave	Total
Colombo	174	32123	25635	57932
Gampaha	51	18483	22212	40746
Kalutara	72	6986	18831	25889
Kandy	19	5710	6800	12529
Kurunagala	30	3191	9306	12527
Galle	4	2645	7409	10058
Ratnapura	9	3654	5970	9633
Matara	4	1544	4146	5694
Matale	5	1214	3555	4774
Nuwara Eliya	2	1259	4700	5961
Kegalle	10	1770	2510	4290
Jaffna	16	1441	2937	4394
Badulla	4	1358	3213	4575
Puttalam	39	1024	2611	3674
Anuradhapura	31	820	2458	3309
Hambantota	3	710	2140	2853
Trincomalee	4	651	1932	2587
Monaragala	6	545	1842	2393
Polonnaruwa	10	475	1457	1942
Ampara	9	498	1098	1605
Kalmunai	18	1296	348	1662
Batticaloa	1	699	1337	2037
Vavuniya	2	623	638	1263
Mullaitivu	0	278	694	972
Kilinochchi	0	250	884	1134
Mannar	0	379	291	670

COVID 19 Deaths	2480
	1447
	1033

Age distribution of deaths

- < 30
- 30-59
- ≥60



Number of COVID -19 suspected patients - 1448

Hospital	Total suspected up to now			Today 10am		
	SL	Forei.	Total	SL	Forei.	Total
NIID	1466	76	1542	5	0	5
NHSL	49150	16	49166	133	0	133
TH Ragama	7582	5	7587	195	0	195
TH Karapitiya	2661	27	2688	87	0	87
TH A'pura	4130	2	4132	21	0	21
TH Kurun.	3987	1	3988	98	0	98
TH Jaffna	984	2	986	17	0	17
NH Kandy	2861	6	2867	9	0	9
TH Batti.	1201	0	1201	62	0	62
DGH Gampaha	2241	4	2245	87	0	87
DGH Negombo	3501	15	3516	91	0	91
TH Rathn.	2093	0	2093	62	0	62
PGH Badulla	1263	2	1265	43	0	43
LRH	756	0	756	8	0	8
DMH	2950	1	2951	12	0	12
DGH Polon'wa	3470	6	3476	11	0	11
TH Kalubowila	8460	5	8465	8	0	8
Castle St TH	1220	0	1220	10	0	10
BH Hambanthota	393	2	395	0	0	0
BH Mona'gala	1077	0	1077	9	0	9
BH Welikanda	69	1	70	0	0	0
DGH Kaluthara	4536	2	4538	169	0	169
Chest H. Welisara	3114	2	3116	23	0	23
Colombo East Base	411	0	411	2	0	2
G.H. Chilaw	8824	1	8825	21	0	21
G.H. Matara	241	2	243	0	0	0
KDU Hospital	20899	0	20899	38	0	38
G.H. Vavunia	450	0	450	1	0	1
B.H. Marawila	992	1	993	5	0	5
S.J.Pura TH	34322	2	34324	159	0	159
BH Theldeniya	175	0	175	4	0	4
BH Tangalle	241	1	242	4	0	4
NIMH	1508	0	1508	54	0	54
Total				1448	0	1448

Incorrect to total as transfers counts in both the

Source: Epidemiology Unit, Disease Surveillance System

