



Epidemiology Unit

Ministry of Health

231, De Saram Place, Colombo 10, Sri Lanka

Tele: (+94 11) 2695112, 2681548, 4740490, 4740491, 4740492 Fax: (+94 11) 2696583 E-mail: chepid@slt.net.lk, epidunit@slt.net.lk Web: www.epid.gov.lk

Coronavirus disease 2019 (COVID-19) - Situation Report – 19.3.2022 – 10 a.m

An outbreak of pneumonia of unknown reason was first reported on 31st December 2019 from Wuhan City in Hubei Province of China. On 7th Jan 2020, it was diagnosed as “Novel Corona Virus”. On 30/01, WHO has declared it as a Public Health Emergency of International Concern (PHEIC). On 11/02/2020 the WHO renamed the disease as COVID-19 and on 11/03/2020 declared as pandemic. The incubation period is reported as 2-14 days.

New Cases reported for the last 24 Hrs **288**

Number inward/waiting to admit/home based as at yesterday- 10 am	COVID 19 Positive – last 24H	Discharged from the hospital /home– last 24H	Number of deaths reported – last 24H	Number inward/waiting to admit/home-based as at today-10 am
16495	288	71	3	16709

Local Situation

Total Number Confirmed		657723
Imported Cases (Returnees from other countries)	Foreigners	328
	Sri Lankans	7237
Local Cases	Navy & their close contacts	950
	Kandakadu cluster & their close contacts	651
	Minuwangoda Cluster	3059
	Fish Market\ Harbour Cluster	82785
	Prison cluster	9154
	New Year Cluster	483090
	From January 1 st 2022 to date	70156
	Others	313



Total Number Confirmed	657723
Total Number Recovered	624592
Total Number of Deaths	16422
Hospitalized/waiting to admit/ home-based – today 10 am	16709
Suspected – today 10 am	944

COVID-19 Vaccination

AstraZeneca Vaccine		
1st dose		1,479,631
2nd dose		1,418,593
Sinopharm Vaccine		
1st dose		12,046,805
2nd dose		11,166,897
Sputnik V		
1st dose		159,110
2nd dose		155,812
Pfizer		
1st dose		2,497,633
2nd dose		838,437
Booster dose		7,677,163
Moderna		
1st dose		804,801
2nd dose		787,361

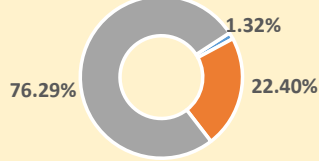
COVID-19 - PCR Positives

District	1 st wave	2 nd wave	3 rd wave	Total
Colombo	174	32123	105273	137570
Gampaha	51	18483	95161	113695
Kalutara	72	6986	50838	57896
Kandy	19	5710	16274	22003
Kurunagala	30	3191	28029	31250
Galle	4	2645	42384	45033
Ratnapura	9	3654	19596	23259
Matara	4	1544	21253	22801
Matale	5	1214	14266	15485
Nuwara Eli ya	2	1259	11042	12303
Kegalle	10	1770	11582	13362
Jaffna	16	1441	10847	12304
Badulla	4	1358	13191	14553
Puttalam	39	1024	14046	15109
Anuradhapura	31	820	14090	14941
Hambantota	3	710	19092	19805
Trincomalee	4	651	3721	4376
Monaragala	6	545	14489	15040
Polonnaruwa	10	475	4749	5234
Ampara	9	498	13520	14027
Kalmunai	18	1296	3908	5222
Batticaloa	1	699	9158	9858
Vavuniya	2	623	3034	3659
Mullaitivu	0	278	1970	2248
Kilinochchi	0	250	9647	9897
Mannar	0	379	2146	2525

COVID 19 Deaths	16422
	9263
	7159

Age Distribution of Deaths

- < 30
- 30 - 59
- >= 60



Number of COVID -19 suspected patients reported for the last 24 hours 944

Hospital	Today 10am		
	SL	Forei.	Total
NIID	2	0	2
NHSL	264	0	264
TH Ragama	38	0	38
TH Karapitiya	150	0	150
TH A'pura	5	0	5
TH Kurun.	16	0	16
TH Jaffna	2	0	2
NH Kandy	6	0	6
TH Batti.	0	0	0
DGH Gampaha	20	0	20
DGH Negombo	5	0	5
TH Rathn.	3	0	3
PGH Badulla	6	0	6
LRH	8	0	8
DMH	5	0	5
DGH Polon'wa	103	0	103
TH Kalubowila	65	0	65
Castle St TH	20	0	20
BH Hambanthota	0	0	0
BH Mona'gala	27	0	27
BH Welikanda	0	0	0
DGH Kaluthara	3	0	3
Chest H. Welisara	11	0	11
Colombo East Base Hospital	0	0	0
G.H. Chilaw	8	0	8
G.H. Matara	0	0	0
KDU Hospital	62	0	62
G.H. Vavunia	6	0	6
B.H. Marawila	15	0	15
S.J.Pura TH	77	0	77
BH Theldeniya	4	0	4
BH Tangalle	3	0	3
NIMH	10	0	10
Total	944	0	944

