



Epidemiology Unit Ministry of Health

231, De Saram Place, Colombo 10, Sri Lanka

Tele: (+94 11) 2695112, 2681548, 4740490, 4740491, 4740492 Fax: (+94 11) 2696583 E-mail: chepid@slt.net.lk, epidunit@slt.net.lk Web: www.epid.gov.lk

Coronavirus disease 2019 (COVID-19) - Situation Report – 19.03.2021– 10 a.m.

An outbreak of pneumonia of unknown reason was first reported on 31st December 2019 from Wuhan City in Hubei Province of China. On 7th Jan 2020, it was diagnosed as “Novel Corona Virus”. On 30/01, WHO has declared it as a Public Health Emergency of International Concern (PHEIC). On 11/02/2020 the WHO renamed the disease as COVID-19 and on 11/03/2020 declared as pandemic. The incubation period is reported as 2-14 days.

Patients identified in last 24H		
Total Confirmed		313
Returnees (+ close contacts) from other countries	Sri Lankans	10
	Foreigners	1
Kandakadu Rehab. Center detainees and their contacts		0
Hospital samples (admitted with clinical signs/symptoms)		0
Sub clusters related to Peliyagoda cluster		278
Prison cluster		24

Details of COVID 19 diagnosed patients – Last 24H				
Number inward as at yesterday-10 am	COVID 19 Positive - last 24H	Discharged from the hospital - last 24H	Number of deaths - last 24H	Number inward as at today-10 am
2381	313	283	1	2410

Local Situation

Total Number Confirmed		89175
Imported Cases (Returnees from other countries)	Foreigners	193
	Sri Lankans	2425
Local Cases	Navy & their close contacts	950
	Kandakadu cluster & their close contacts	651
	Sub clusters related to Minuwangoda/Peliyagoda/ Prison cluster	84643
	Others	313

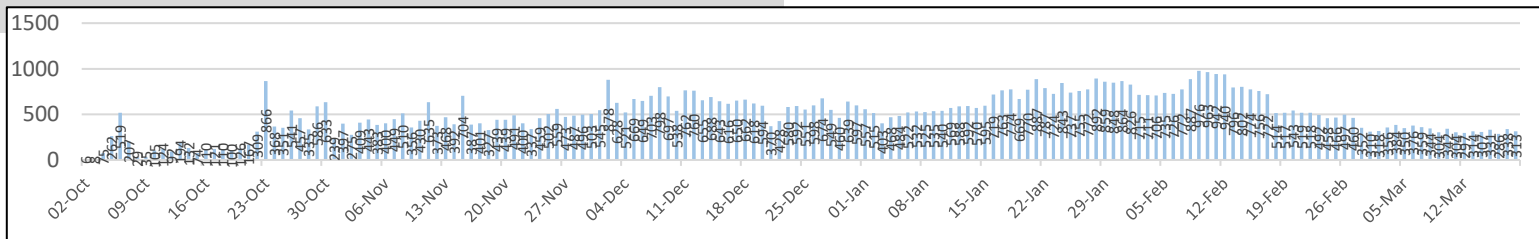
Total Number Confirmed		89175
Total Number Recovered		86227
Total Number of Deaths		538
Confirmed and hospitalized - today 10 am		2410



Suspected and hospitalized - today 10 am	366
---	------------

Country	Cumulative Cases per 1 million population	COVID-19 deaths per 1 million population
Sri Lanka	4090	24
India	8231	115
Singapore	10271	5
Australia	1142	36
South East Asian Region	6869	105

HEALTH DISTRICT	Count
COLOMBO	29155
GAMPAHA	17531
PUTTALAM	1211
KALUTARA	6507
ANURADHAPURA	567
KANDY	4116
KURUNEGALA	2509
POLONNARUWA	231
JAFFNA	445
RATNAPURA	2679
KEGALLE	1655
MONERAGALA	541
KALMUNAI	1276
MATALE	990
GALLE	2379
AMPARA	300
BADULLA	1430
MATARA	1712
BATTICOLOA	557
HAMBANTOTA	652
VAVUNIA	387
TRINCOMALEE	504
NUWARAELIYA	1270
KILINCHCHI	124
MANNAR	274
MULLATIVU	34

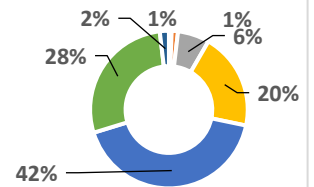
Note: Considered only the individuals who contracted the disease from the districts



COVID 19 Deaths	538
	333
	205

Age distribution of deaths

- < 15
- 16 - 30
- 31 - 45
- 46 - 60
- 61 - 75
- 76 - 90



Number of COVID -19 suspected patients - 366

Hospital	Total suspected up to now			Today 10am		
	SL	Forei.	Total	SL	Forei.	Total
NIID	1324	76	1400	3	0	3
NHSL	27416	16	27432	1	0	1
TH Ragama	3823	5	3828	9	0	9
TH Karapitiya	1080	27	1107	0	0	0
TH A'pura	2615	2	2617	1	0	1
TH Kurun.	1960	1	1961	10	0	10
TH Jaffna	474	2	476	5	0	5
NH Kandy	1818	6	1824	9	0	9
TH Batti.	624	0	624	3	0	3
DGH Gampaha	1145	4	1149	1	0	1
DGH Negombo	2429	15	2444	8	0	8
TH Rathn.	1067	0	1067	1	0	1
PGH Badulla	468	2	470	9	0	9
LRH	473	0	473	1	0	1
DMH	2565	1	2566	4	0	4
DGH Polon'wa	9	6	15	1	0	1
TH Kalubowila	1897	5	1902	2	0	2
Castle St TH	791	0	791	1	0	1
BH Hambanthota	385	2	387	0	0	0
BH Mona'gala	596	0	596	2	0	2
BH Welikanda	69	1	70	0	0	0
DGH Kaluthara	1474	2	1476	3	0	3
Chest H. Welisara	2009	2	2011	25	0	25
Colombo East Base Hospital	298	0	298	8	0	8
G.H. Chilaw	6878	1	6879	10	0	10
G.H. Matara	241	2	243	0	0	0
KDU Hospital	13195	0	13195	84	0	84
G.H. Vavunia	345	0	345	3	0	3
B.H. Marawila	676	1	677	4	0	4
S.J.Pura TH	16119	2	16121	123	0	123
BH Theldeniya	147	0	147	3	0	3
BH Tangalle	83	1	84	0	0	0
NIMH	893	0	893	32	0	32
Total	Incorrect to total as transfers counts in both the institutions			366	0	366

Source: Epidemiology Unit, Disease Surveillance System

Hospital distribution of COVID 19 diagnosed patients

	Inward Today 10am			Discharged during last 24H		
	SL	Foreign	Total	SL	Foreign	Total
NIID	77	0	77	7	0	7
BH Welikanda	38	0	38	7	0	7
Iranawila Hospital	17	0	17	2	0	2
BH Minuwangoda	0	0	0	0	0	0
Colombo East Base Hospital	37	0	37	1	0	1
TH Anuradhapura	29	0	29	0	0	0
Neville F' do hospital	117	0	117	24	0	24
DGH Hambanthota	101	0	101	0	0	0
DH Rambukkana	10	0	10	3	0	3
Kamburugamuwa	84	0	84	2	0	2
Kathankudy Hospital	8	0	8	0	0	0
BH Theldeniya	29	0	29	1	0	1
BH Homagama	73	0	73	1	0	1
BH Galgamuwa	0	0	0	0	0	0
DH Abanpola	16	0	16	3	0	3
DH Lunawa	22	0	22	3	0	3
DH Ingriya	5	0	5	0	0	0
DH Kosgama	22	0	22	6	0	6
DH Dankotuwa	14	0	14	7	0	7
DH Divulapitiya	49	0	49	17	0	17
DH Laggala Pallegama	59	0	59	2	0	2
DH Dompe	17	0	17	3	0	3
DH Pimbura	13	0	13	0	0	0
DH Karadiyanaru	27	0	27	0	0	0
DH Radawana	23	0	23	0	0	0
Ichchilampattu Hospital	77	0	77	0	0	0
DH Padiyathalawa	0	0	0	0	0	0
NHRD (Welisara)	0	0	0	0	0	0
DH Palamune	19	0	19	1	0	1
DH Undugoda	2	0	2	13	0	13
DH Narammala	19	0	19	6	0	6
DH Iththepana	12	0	12	0	0	0
DH Mathugama	11	0	11	0	0	0
DH Bandaragama	20	0	20	0	0	0
DH Nochchiyagama	14	0	14	0	0	0
DH Nawagamuwa	17	0	17	0	0	0
DH Bandarawela	0	0	0	0	0	0
DH Hagaranketha	9	0	9	0	0	0
Army Hospital Panagoda	8	0	8	6	0	6
SLAF BH Katunayake	0	0	0	0	0	0
NIMH	4	0	4	2	0	2
Kandakadu treatment Centre	0	0	0	0	0	0
Gallela treatment Centre	0	0	0	0	0	0
Punani treatment Centre	114	0	114	4	0	4
Embilipitiya treatment Centre	76	0	76	15	0	15
Kahagolla treat. Centre	37	0	37	1	0	1
Samanalawewa treatment Centre	0	0	0	0	0	0
Rehabilitation Centre Ampara	12	0	12	2	0	2
Kahawatta treat. Centre	72	0	72	37	0	37
Wathupitiwela Treat. Centre	98	0	98	0	0	0
Bingiriya treat. Centre	83	0	83	29	0	29
Rambukkana treat. Centre	0	0	0	13	0	13
Polgolla treatment Centre	47	0	47	3	0	3
Yakkala treatment Centre	68	0	68	8	0	8
Kopai treatment Centre	120	0	120	3	0	3
Police training school Kalutara	0	0	0	0	0	0
Karadeniya treatment Centre	50	0	50	1	0	1
Panideniya treat. Centre	59	0	59	2	0	2
Darga town treatment Centre	15	0	15	13	0	13
BH Warakapola	128	0	128	8	0	8
Krishnapuram Treatment Center - Kilinochchi	142	0	142	7	0	7
Dambadeniya Treat. Centre	37	0	37	6	0	6
Hikkaduwa Treat. Centre	78	0	78	0	0	0
Weligama Treat. Centre	0	0	0	0	0	0
Giriulla Treat. Centre	32	0	32	8	0	8
Bidunwewa Treat. Centre	35	0	35	4	0	4
Koggala Beach Hotel	21	1	22	2	0	2
Hikkaduwa Super Corel-ICC	5	0	5	0	0	0
Habaraduwa treat. Centre	0	0	0	0	0	0