



Epidemiology Unit

Ministry of Health

231, De Saram Place, Colombo 10, Sri Lanka

Tele: (+94 11) 2695112, 2681548, 4740490, 4740491, 4740492 Fax: (+94 11) 2696583 E-mail: chepid@slt.net.lk, epidunit@slt.net.lk Web: www.epid.gov.lk

Coronavirus disease 2019 (COVID-19) - Situation Report – 18.3.2022 – 10 a.m

An outbreak of pneumonia of unknown reason was first reported on 31st December 2019 from Wuhan City in Hubei Province of China. On 7th Jan 2020, it was diagnosed as “Novel Corona Virus”. On 30/01, WHO has declared it as a Public Health Emergency of International Concern (PHEIC). On 11/02/2020 the WHO renamed the disease as COVID-19 and on 11/03/2020 declared as pandemic. The incubation period is reported as 2-14 days.

New Cases reported for the last 24 Hrs 301

Number inward/waiting to admit/home based as at yesterday- 10 am	COVID 19 Positive – last 24H	Discharged from the hospital /home– last 24H	Number of deaths reported – last 24H	Number inward/waiting to admit/home-based as at today-10 am
16278	301	81	3	16495

Local Situation

Total Number Confirmed		657435
Imported Cases <i>(Returnees from other countries)</i>	Foreigners	328
	Sri Lankans	7236
Local Cases	Navy & their close contacts	950
	Kandakadu cluster & their close contacts	651
	Minuwangoda Cluster	3059
	Fish Market\ Harbour Cluster	82785
	Prison cluster	9154
	New Year Cluster	483090
	From January 1 st 2022 to date	69869
	Others	313






Total Number Confirmed	657435
Total Number Recovered	624521
Total Number of Deaths	16419
Hospitalized/waiting to admit/ home-based – today 10 am	16495
Suspected – today 10 am	903

COVID-19 Vaccination

AstraZeneca Vaccine	
1st dose	1,479,631
2nd dose	1,418,593
Sinopharm Vaccine	
1st dose	12,046,566
2nd dose	11,165,831
Sputnik V	
1st dose	159,110
2nd dose	155,812
Pfizer	
1st dose	2,492,315
2nd dose	829,847
Booster dose	7,653,009
Moderna	
1st dose	804,801
2nd dose	787,361

COVID-19 - PCR Positives

District	1 st wave	2 nd wave	3 rd wave	Total
Colombo	174	32123	105175	137472
Gampaha	51	18483	95126	113660
Kalutara	72	6986	50818	57876
Kandy	19	5710	16268	21997
Kurunagala	30	3191	28014	31235
Galle	4	2645	42349	44998
Ratnapura	9	3654	19585	23248
Matara	4	1544	21240	22788
Matale	5	1214	14265	15484
Nuwara Eli ya	2	1259	11037	12298
Kegalle	10	1770	11581	13361
Jaffna	16	1441	10843	12300
Badulla	4	1358	13185	14547
Puttalam	39	1024	14044	15107
Anuradhapura	31	820	14080	14931
Hambantota	3	710	19061	19774
Trincomalee	4	651	3721	4376
Monaragala	6	545	14487	15038
Polonnaruwa	10	475	4746	5231
Ampara	9	498	13520	14027
Kalmunai	18	1296	3908	5222
Batticaloa	1	699	9158	9858
Vavuniya	2	623	3034	3659
Mullaitivu	0	278	1970	2248
Kilinochchi	0	250	9647	9897
Mannar	0	379	2146	2525

COVID 19 Deaths		16419
		9260
		7159
Age Distribution of Deaths		
 < 30		1.32%
 30 - 59	76.29%	
 >= 60	22.39%	

Number of COVID -19 suspected patients reported for the last 24 hours 903

Hospital	Today 10am		
	SL	Forei.	Total
NIID	2	0	2
NHSL	268	0	268
TH Ragama	38	0	38
TH Karapitiya	130	0	130
TH A'pura	13	0	13
TH Kurun.	7	0	7
TH Jaffna	0	0	0
NH Kandy	7	0	7
TH Batti.	0	0	0
DGH Gampaha	11	0	11
DGH Negombo	2	0	2
TH Rathn.	2	0	2
PGH Badulla	9	0	9
LRH	2	0	2
DMH	2	0	2
DGH Polon'wa	81	0	81
TH Kalubowila	64	0	64
Castle St TH	16	0	16
BH Hambanthota	0	0	0
BH Mona'gala	19	0	19
BH Welikanda	0	0	0
DGH Kaluthara	3	0	3
Chest H. Welisara	8	0	8
Colombo East Base Hospital	0	0	0
G.H. Chilaw	5	0	5
G.H. Matara	0	0	0
KDU Hospital	56	0	56
G.H. Vavunia	7	0	7
B.H. Marawila	12	0	12
S.J.Pura TH	121	0	121
BH Theldeniya	8	0	8
BH Tangalle	0	0	0
NIMH	10	0	10
Total	903	0	903

