



Epidemiology Unit

Ministry of Health

231, De Saram Place, Colombo 10, Sri Lanka

Tele: (+94 11) 2695112, 2681548, 4740490, 4740491, 4740492 Fax: (+94 11) 2696583 E-mail: chepid@slt.net.lk, epidunit@slt.net.lk Web: www.epid.gov.lk



Coronavirus disease 2019 (COVID-19) - Situation Report – 17.8.2022 – 10 a.m

An outbreak of pneumonia of unknown reason was first reported on 31st December 2019 from Wuhan City in Hubei Province of China. On 7th Jan 2020, it was diagnosed as “Novel Corona Virus”. On 30/01, WHO has declared it as a Public Health Emergency of International Concern (PHEIC). On 11/02/2020 the WHO renamed the disease as COVID-19 and on 11/03/2020 declared as pandemic. The incubation period is reported as 2-14 days.

New Cases reported for the last 24 Hrs **195**

Number inward/waiting to admit/home based as at yesterday- 10 am	COVID 19 Positive – last 24H	Discharged from the hospital /home– last 24H	Number of deaths reported – last 24H	Number inward/waiting to admit/home-based as at today-10 am
1348	195	3	6	1534

Local Situation

Total Number Confirmed		668336
Imported Cases <i>(Returnees from other countries)</i>	Foreigners	328
	Sri Lankans	7242
Local Cases	Navy & their close contacts	950
	Kandakadu cluster & their close contacts	651
	Minuwangoda Cluster	3059
	Fish Market\ Harbour Cluster	82785
	Prison cluster	9154
	New Year Cluster	483090
	From January 1 st 2022 to date	80764
	Others	313



Total Number Confirmed	668336
Total Number Recovered	650172
Total Number of Deaths	16630
Hospitalized/waiting to admit/ home-based – today 10 am	1534
Suspected – today 10 am	54

COVID-19 Vaccination

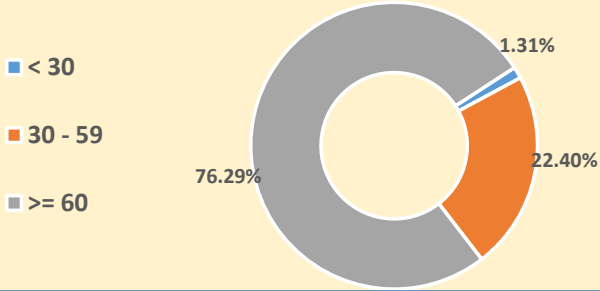
AstraZeneca Vaccine	
1st dose	1,479,631
2nd dose	1,418,593
Sinopharm Vaccine	
1st dose	12,049,648
2nd dose	11,184,402
Sputnik V	
1st dose	159,110
2nd dose	155,812
Pfizer	
1st dose	2,614,378
2nd dose	1,016,015
1st Booster dose	8,065,762
2nd Booster dose	108,232
Moderna	
1st dose	804,801
2nd dose	787,361

**COVID-19 - PCR Positives

District	1 st wave	2 nd wave	3 rd wave	Total
Colombo	174	32123	110087	142384
Gampaha	51	18483	96640	115174
Kalutara	72	6986	51514	58572
Kandy	19	5710	16586	22315
Kurunagala	30	3191	28326	31547
Galle	4	2645	43135	45784
Ratnapura	9	3654	20064	23727
Matara	4	1544	21710	23258
Matale	5	1214	14325	15544
Nuwara Eliya	2	1259	11073	12334
Kegalle	10	1770	11656	13436
Jaffna	16	1441	10882	12339
Badulla	4	1358	13278	14640
Puttalam	39	1024	14256	15319
Anuradhapura	31	820	14229	15080
Hambantota	3	710	19428	20141
Trincomalee	4	651	3727	4382
Monaragala	6	545	14703	15254
Polonnaruwa	10	475	4772	5257
Ampara	9	498	13566	14073
Kalmunai	18	1296	3911	5225
Batticaloa	1	699	9181	9881
Vavuniya	2	623	3039	3664
Mullaitivu	0	278	1999	2277
Kilinochchi	0	250	9774	10024
Mannar	0	379	2147	2526

COVID 19 Deaths		16630
		9389
		7241

Age Distribution of Deaths



Number of COVID -19 suspected patients reported for the last 24 hours 54

Hospital	Today 10am		
	SL	Forei.	Total
NIID	0	0	0
NHSL	5	0	5
TH Ragama	18	0	18
TH Karapitiya	18	0	18
TH A'pura	0	0	0
TH Kurun.	0	0	0
TH Jaffna	0	0	0
NH Kandy	0	0	0
TH Batti.	0	0	0
DGH Gampaha	6	0	6
DGH Negombo	0	0	0
TH Rathn.	2	0	2
PGH Badulla	1	0	1
LRH	0	0	0
DMH	0	0	0
DGH Polon'wa	0	0	0
TH Kalubowila	0	0	0
Castle St TH	0	0	0
BH Hambanthota	0	0	0
BH Mona'gala	0	0	0
BH Welikanda	0	0	0
DGH Kaluthara	2	0	2
Chest H. Welisara	0	0	0
Colombo East Base Hospital	0	0	0
G.H. Chilaw	0	0	0
G.H. Matara	0	0	0
KDU Hospital	0	0	0
G.H. Vavunia	0	0	0
B.H. Marawila	0	0	0
S.J.Pura TH	0	0	0
BH Theldeniya	0	0	0
BH Tangalle	0	0	0
NIMH	2	0	2
Total	54	0	54

