



Epidemiology Unit

Ministry of Health

231, De Saram Place, Colombo 10, Sri Lanka

Tele: (+94 11) 2695112, 2681548, 4740490, 4740491, 4740492 Fax: (+94 11) 2696583 E-mail: chepid@slt.net.lk, epidunit@slt.net.lk Web: www.epid.gov.lk

Coronavirus disease 2019 (COVID-19) - Situation Report – 17.4.2022 – 10 a.m

An outbreak of pneumonia of unknown reason was first reported on 31st December 2019 from Wuhan City in Hubei Province of China. On 7th Jan 2020, it was diagnosed as “Novel Corona Virus”. On 30/01, WHO has declared it as a Public Health Emergency of International Concern (PHEIC). On 11/02/2020 the WHO renamed the disease as COVID-19 and on 11/03/2020 declared as pandemic. The incubation period is reported as 2-14 days.

New Cases reported for the last 24 Hrs **33**

Number inward/waiting to admit/home based as at yesterday- 10 am	COVID 19 Positive – last 24H	Discharged from the hospital /home– last 24H	Number of deaths reported – last 24H	Number inward/waiting to admit/home-based as at today-10 am
3749	33	3	0	3779

Local Situation

Total Number Confirmed		662827
Imported Cases <i>(Returnees from other countries)</i>	Foreigners	328
	Sri Lankans	7242
Local Cases	Navy & their close contacts	950
	Kandakadu cluster & their close contacts	651
	Minuwangoda Cluster	3059
	Fish Market\ Harbour Cluster	82785
	Prison cluster	9154
	New Year Cluster	483090
	From January 1 st 2022 to date	75255
Others	313	



Total Number Confirmed	662827
Total Number Recovered	642553
Total Number of Deaths	16495
Hospitalized/waiting to admit/ home-based – today 10 am	3779
Suspected – today 10 am	159

COVID-19 Vaccination

AstraZeneca Vaccine	
1st dose	1,479,631
2nd dose	1,418,593
Sinopharm Vaccine	
1st dose	12,048,520
2nd dose	11,177,528
Sputnik V	
1st dose	159,110
2nd dose	155,812
Pfizer	
1st dose	2,527,225
2nd dose	897,596
Booster dose	7,910,215
Moderna	
1st dose	804,801
2nd dose	787,361

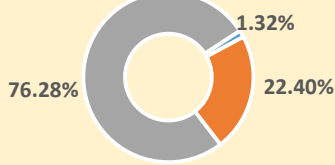
**COVID-19 - PCR Positives

District	1 st wave	2 nd wave	3 rd wave	Total
Colombo	174	32123	106760	139057
Gampaha	51	18483	95809	114343
Kalutara	72	6986	51153	58211
Kandy	19	5710	16458	22187
Kurunagala	30	3191	28261	31482
Galle	4	2645	42928	45577
Ratnapura	9	3654	20028	23691
Matara	4	1544	21604	23152
Matale	5	1214	14307	15526
Nuwara Eli ya	2	1259	11059	12320
Kegalle	10	1770	11617	13397
Jaffna	16	1441	10871	12328
Badulla	4	1358	13266	14628
Puttalam	39	1024	14101	15164
Anuradhapura	31	820	14196	15047
Hambantota	3	710	19345	20058
Trincomalee	4	651	3722	4377
Monaragala	6	545	14669	15220
Polonnaruwa	10	475	4763	5248
Ampara	9	498	13564	14071
Kalmunai	18	1296	3910	5224
Batticaloa	1	699	9169	9869
Vavuniya	2	623	3039	3664
Mullaitivu	0	278	1986	2264
Kilinochchi	0	250	9754	10004
Mannar	0	379	2147	2526

COVID 19 Deaths		16495
		9308
		7187

Age Distribution of Deaths

- < 30
- 30 - 59
- >= 60



Number of COVID -19 suspected patients reported for the last 24 hours 159

Hospital	Today 10am		
	SL	Forei.	Total
NIID	0	0	0
NHSL	0	0	0
TH Ragama	20	0	20
TH Karapitiya	18	0	18
TH A'pura	0	0	0
TH Kurun.	0	0	0
TH Jaffna	0	0	0
NH Kandy	0	0	0
TH Batti.	0	0	0
DGH Gampaha	6	0	6
DGH Negombo	3	0	3
TH Rathn.	0	0	0
PGH Badulla	0	0	0
LRH	2	0	2
DMH	0	0	0
DGH Polon'wa	0	0	0
TH Kalubowila	0	0	0
Castle St TH	0	0	0
BH Hambanthota	0	0	0
BH Mona'gala	27	0	27
BH Welikanda	0	0	0
DGH Kaluthara	5	0	5
Chest H. Welisara	9	0	9
Colombo East Base Hospital	0	0	0
G.H. Chilaw	11	0	11
G.H. Matara	0	0	0
KDU Hospital	46	0	46
G.H. Vavunia	8	0	8
B.H. Marawila	0	0	0
S.J.Pura TH	0	0	0
BH Theldeniya	2	0	2
BH Tangalle	0	0	0
NIMH	2	0	2
Total	159	0	159

