



## Epidemiology Unit Ministry of Health

231, De Saram Place, Colombo 10, Sri Lanka

Tele: (+94 11) 2695112, 2681548, 4740490, 4740491, 4740492 Fax: (+94 11) 2696583 E-mail: [chepid@slt.net.lk](mailto:chepid@slt.net.lk), [epidunit@slt.net.lk](mailto:epidunit@slt.net.lk) Web: [www.epid.gov.lk](http://www.epid.gov.lk)

### Coronavirus disease 2019 (COVID-19) - Situation Report – 17.04.2021– 10 a.m.

An outbreak of pneumonia of unknown reason was first reported on 31<sup>st</sup> December 2019 from Wuhan City in Hubei Province of China. On 7<sup>th</sup> Jan 2020, it was diagnosed as “Novel Corona Virus”. On 30/01, WHO has declared it as a Public Health Emergency of International Concern (PHEIC). On 11/02/2020 the WHO renamed the disease as COVID-19 and on 11/03/2020 declared as pandemic. The incubation period is reported as 2-14 days.

Patients identified in last 24H	
<b>Total Confirmed</b>	<b>237</b>
Returnees (+ close contacts) from other countries	Sri Lankans 75 Foreigners 3
Kandakadu Rehab. Center detainees and their contacts	0
Hospital samples (admitted with clinical signs/symptoms)	0
Sub clusters related to Peliyagoda cluster	138
Prison cluster	21

Details of COVID 19 diagnosed patients – Last 24H				
Number inward as at yesterday-10 am	COVID 19 Positive - last 24H	Discharged from the hospital - last 24H	Number of deaths - last 24H	Number inward as at today-10 am
<b>2730</b>	<b>237</b>	<b>221</b>	<b>7</b>	<b>2739</b>

#### Local Situation

Total Number Confirmed		<b>96186</b>
Imported Cases (Returnees from other countries)	Foreigners	262
	Sri Lankans	3158
Local Cases	Navy & their close contacts	950
	Kandakadu cluster & their close contacts	651
	Sub clusters related to Minuwangoda/Peliyagoda/ Prison cluster	90852
	Others	313

<b>Total Number Confirmed</b>	<b>96186</b>
Total Number Recovered	92832
Total Number of Deaths	615
Confirmed and hospitalized - today 10 am	2739

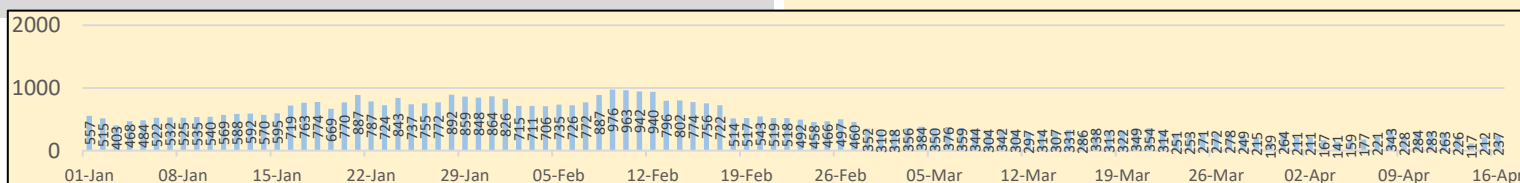
<b>Suspected and hospitalized - today 10 am</b>	<b>370</b>
---	------------



<b>COVID-19 Total Vaccinated</b>	<b>925242</b>
----------------------------------	---------------

Country	Cumulative Cases per 1 million population	COVID-19 deaths per 1 million population
Sri Lanka	<b>4412</b>	<b>28</b>
India	<b>9680</b>	<b>123</b>
Singapore	<b>10364</b>	<b>5</b>
Australia	<b>1153</b>	<b>36</b>
South East Asian Region	<b>8003</b>	<b>113</b>

HEALTH DISTRICT	Count
COLOMBO	30457
GAMPAHA	18666
PUTTALAM	1304
KALUTARA	6784
ANURADHAPURA	655
KANDY	4275
KURUNEGALA	2878
POLONNARUWA	245
JAFFNA	1276
RATNAPURA	3040
KEGALLE	1715
MONERAGALA	637
KALMUNAI	1294
MATALE	1076
GALLE	2513
AMPARA	335
BADULLA	1572
MATARA	1834
BATTICOLOA	597
HAMBANTOTA	760
VAVUNIA	433
TRINCOMALEE	573
NUWARAELIYA	1399
KILINOCHCHI	143
MANNAR	292
MULLATIVU	62

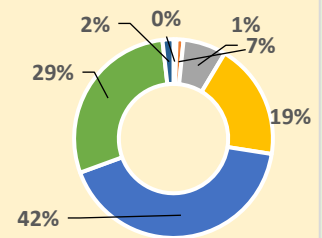
Note: Considered only the individuals who contracted the disease from the districts



<b>COVID 19 Deaths</b>	<b>615</b>
	388
	227

### Age distribution of deaths

- < 15
- 16 - 30
- 31 - 45
- 46 - 60
- 61 - 75
- 76 - 90
- >90



Number of COVID -19 suspected patients -370						
Hospital	Total suspected up to			Today 10am		
	SL	Forei.	Total	SL	Forei.	Total
NIID	1366	76	1442	7	0	7
NHSL	37299	16	37315	3	0	3
TH Ragama	4119	5	4124	10	0	10
TH Karapitiya	1171	27	1198	2	0	2
TH A'pura	2740	2	2742	10	0	10
TH Kurun.	2131	1	2132	7	0	7
TH Jaffna	545	2	547	1	0	1
NH Kandy	1975	6	1981	9	0	9
TH Batti.	688	0	688	2	0	2
DGH Gampaha	1175	4	1179	0	0	0
DGH Negombo	2510	15	2525	9	0	9
TH Rathn.	1142	0	1142	0	0	0
PGH Badulla	537	2	539	6	0	6
LRH	484	0	484	0	0	0
DMH	2684	1	2685	3	0	3
DGH Polon'wa	2206	6	2212	5	0	5
TH Kalubowila	2096	5	2101	3	0	3
Castle St TH	810	0	810	0	0	0
BH Hambanthota	385	2	387	0	0	0
BH Mona'gala	661	0	661	0	0	0
BH Welikanda	69	1	70	0	0	0
DGH Kaluthara	1517	2	1519	0	0	0
Chest H. Welisara	2410	2	2412	21	0	21
Colombo East Base	318	0	318	1	0	1
G.H. Chilaw	7327	1	7328	9	0	9
G.H. Matara	241	2	243	0	0	0
KDU Hospital	14905	0	14905	90	0	90
G.H. Vavunia	362	0	362	0	0	0
B.H. Marawila	733	1	734	1	0	1
S.J.Pura TH	19753	2	19755	136	0	136
BH Theldeniya	158	0	158	3	0	3
BH Tangalle	93	1	94	0	0	0
NIMH	1093	0	1093	32	0	32
<b>Total</b>	Incorrect to total as transfers counts in both the institutions			<b>370</b>	<b>0</b>	<b>370</b>

Source: Epidemiology Unit, Disease Surveillance System

Hospital	Inward Today 10am			Discharged during last		
	SL	Forei	Total	SL	Foreig	Total
NIID	79	0	79	8	0	8
BH Welikanda	86	0	86	1	0	1
Iranawila Hospital	36	0	36	1	0	1
BH Minuwangoda	18	0	18	6	0	6
Colombo East Base Hospital	52	0	52	3	0	3
TH Anuradhapura	33	0	33	0	0	0
Neville P'do hospital	59	0	59	21	0	21
DGH Hambanthota	49	0	49	8	0	8
DH Rambukkana	0	0	0	0	0	0
Kamburugamuwa	10	0	10	0	0	0
Kathankudy Hospital	2	0	2	0	0	0
BH Theldeniya	16	0	16	3	0	3
BH Homagama	62	0	62	4	0	4
BH Galgamuwa	0	0	0	0	0	0
DH Abanpola	23	0	23	3	0	3
DH Lunawa	21	0	21	8	0	8
DH Ingiriya	9	0	9	0	0	0
DH Kosgama	15	0	15	2	0	2
DH Dankotuwa	38	0	38	3	0	3
DH Divulapitiya	28	0	28	1	0	1
DH Laggala Pallegama	46	0	46	5	0	5
DH Dompe	0	0	0	0	0	0
DH Pimbura	19	0	19	1	0	1
DH Karadiyanaru	12	0	12	3	0	3
DH Radawana	11	0	11	0	0	0
Ichchilampattu Hospital	50	0	50	4	0	4
DH Padiyathalawa	0	0	0	0	0	0
NHRD (Welisara)	0	0	0	0	0	0
DH Palamune	11	0	11	2	0	2
DH Undugoda	0	0	0	0	0	0
DH Narammala	46	0	46	6	0	6
DH Iththevana	6	0	6	0	0	0
DH Mathugama	6	0	6	0	0	0
DH Bandaragama	5	0	5	0	0	0
DH Nochchiyagama	2	0	2	0	0	0
DH Nawagamawa	4	0	4	0	0	0
DH Bandarawela	0	0	0	0	0	0
DH Haguranketha	10	0	10	1	0	1
Army Hospital Panagoda	1	0	1	1	0	1
SLAF BH Katunayake	0	0	0	0	0	0
NIMH	12	0	12	0	0	0
Kandakadu treatment Centre	0	0	0	0	0	0
Gallela treatment Centre	0	0	0	0	0	0
Punani treatment Centre	0	0	0	0	0	0
Embilipitiya treatment Centre	65	0	65	12	0	12
Kahagolla treat. Centre	4	0	4	3	0	3
Samanalawewa treatment Centre	0	0	0	0	0	0
Rehabilitation Centre Ampara	7	0	7	0	0	0
Kahawatta treat. Centre	0	0	0	0	0	0
Wathupitiwela Treat. Centre	18	0	18	1	0	1
Bingiriya treat. Centre	45	0	45	0	0	0
Rambukkana treat. Centre	3	0	3	0	0	0
Polgolla treatment Centre	17	0	17	5	0	5
Yakkala treatment Centre	27	0	27	3	0	3
Kopai treatment Centre	156	0	156	49	0	49
Police training school Kalutara	0	0	0	0	0	0
Karandeniya treatment Centre	0	0	0	0	0	0
Panideniya treat. Centre	29	0	29	6	0	6
Darga town treatment Centre	6	0	6	0	0	0
BH Warakapola	37	0	37	5	0	5
Krishnapuram Treatment Center - Kilinochchi	57	0	57	5	0	5
Damba'eniya Treat. Centre	169	0	169	13	0	13
Hikkaduwa Treat. Centre	38	0	38	0	0	0
Weligama Treat. Centre	10	0	10	1	0	1
Giriulla Treat. Centre	116	0	116	10	0	10
Bidunwewa Treat. Centre	9	0	9	10	0	10
Koggala Beach Hotel	54	0	54	3	0	3
Hikkaduwa Super Corel-ICC	0	0	0	0	0	0
Habaraduwa treat. Centre	0	0	0	0	0	0