



Epidemiology Unit

Ministry of Health

231, De Saram Place, Colombo 10, Sri Lanka

Tele: (+94 11) 2695112, 2681548, 4740490, 4740491, 4740492 Fax: (+94 11) 2696583 E-mail: chepid@slt.net.lk, epidunit@slt.net.lk Web: www.epid.gov.lk



Coronavirus disease 2019 (COVID-19) - Situation Report – 16.8.2022 – 10 a.m

An outbreak of pneumonia of unknown reason was first reported on 31st December 2019 from Wuhan City in Hubei Province of China. On 7th Jan 2020, it was diagnosed as “Novel Corona Virus”. On 30/01, WHO has declared it as a Public Health Emergency of International Concern (PHEIC). On 11/02/2020 the WHO renamed the disease as COVID-19 and on 11/03/2020 declared as pandemic. The incubation period is reported as 2-14 days.

New Cases reported for the last 24 Hrs **129**

Number inward/waiting to admit/home based as at yesterday- 10 am	COVID 19 Positive – last 24H	Discharged from the hospital /home– last 24H	Number of deaths reported – last 24H	Number inward/waiting to admit/home-based as at today-10 am
1225	129	3	3	1348

Local Situation

Total Number Confirmed		668141
Imported Cases <i>(Returnees from other countries)</i>	Foreigners	328
	Sri Lankans	7242
Local Cases	Navy & their close contacts	950
	Kandakadu cluster & their close contacts	651
	Minuwangoda Cluster	3059
	Fish Market\ Harbour Cluster	82785
	Prison cluster	9154
	New Year Cluster	483090
	From January 1 st 2022 to date	80569
	Others	313



Total Number Confirmed	668141
Total Number Recovered	650169
Total Number of Deaths	16624
Hospitalized/waiting to admit/ home-based – today 10 am	1348
Suspected – today 10 am	31

COVID-19 Vaccination

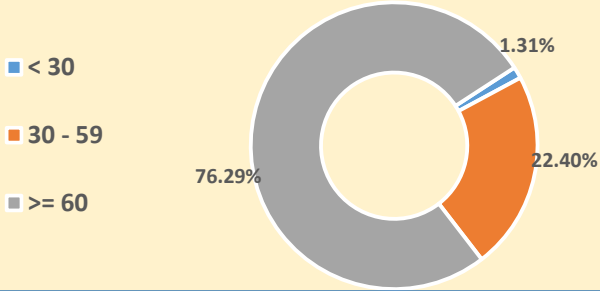
AstraZeneca Vaccine	
1st dose	1,479,631
2nd dose	1,418,593
Sinopharm Vaccine	
1st dose	12,049,648
2nd dose	11,184,402
Sputnik V	
1st dose	159,110
2nd dose	155,812
Pfizer	
1st dose	2,614,378
2nd dose	1,016,015
1st Booster dose	8,065,762
2nd Booster dose	108,232
Moderna	
1st dose	804,801
2nd dose	787,361

**COVID-19 - PCR Positives

District	1 st wave	2 nd wave	3 rd wave	Total
Colombo	174	32123	109997	142294
Gampaha	51	18483	96618	115152
Kalutara	72	6986	51511	58569
Kandy	19	5710	16565	22294
Kurunagala	30	3191	28323	31544
Galle	4	2645	43118	45767
Ratnapura	9	3654	20063	23726
Matara	4	1544	21707	23255
Matale	5	1214	14324	15543
Nuwara Eli ya	2	1259	11070	12331
Kegalle	10	1770	11655	13435
Jaffna	16	1441	10879	12336
Badulla	4	1358	13278	14640
Puttalam	39	1024	14253	15316
Anuradhapura	31	820	14227	15078
Hambantota	3	710	19421	20134
Trincomalee	4	651	3727	4382
Monaragala	6	545	14698	15249
Polonnaruwa	10	475	4771	5256
Ampara	9	498	13566	14073
Kalmunai	18	1296	3911	5225
Batticaloa	1	699	9180	9880
Vavuniya	2	623	3039	3664
Mullaitivu	0	278	1995	2273
Kilinochchi	0	250	9774	10024
Mannar	0	379	2147	2526

COVID 19 Deaths	16624
	9386
	7238

Age Distribution of Deaths



Number of COVID -19 suspected patients reported for the last 24 hours 31

Hospital	Today 10am		
	SL	Forei.	Total
NIID	1	0	1
NHSL	8	0	8
TH Ragama	4	0	4
TH Karapitiya	0	0	0
TH A'pura	0	0	0
TH Kurun.	0	0	0
TH Jaffna	0	0	0
NH Kandy	0	0	0
TH Batti.	1	0	1
DGH Gampaha	8	0	8
DGH Negombo	2	0	2
TH Rathn.	0	0	0
PGH Badulla	1	0	1
LRH	0	0	0
DMH	0	0	0
DGH Polon'wa	0	0	0
TH Kalubowila	0	0	0
Castle St TH	0	0	0
BH Hambanthota	0	0	0
BH Mona'gala	0	0	0
BH Welikanda	0	0	0
DGH Kaluthara	0	0	0
Chest H. Welisara	0	0	0
Colombo East Base Hospital	0	0	0
G.H. Chilaw	0	0	0
G.H. Matara	0	0	0
KDU Hospital	0	0	0
G.H. Vavunia	0	0	0
B.H. Marawila	0	0	0
S.J.Pura TH	0	0	0
BH Theldeniya	0	0	0
BH Tangalle	0	0	0
NIMH	6	0	6
Total	31	0	31

