



Epidemiology Unit

Ministry of Health

231, De Saram Place, Colombo 10, Sri Lanka

Tele: (+94 11) 2695112, 2681548, 4740490, 4740491, 4740492 Fax: (+94 11) 2696583 E-mail: chepid@slt.net.lk, epidunit@slt.net.lk Web: www.epid.gov.lk



Coronavirus disease 2019 (COVID-19) - Situation Report – 16.6.2022 – 10 a.m

An outbreak of pneumonia of unknown reason was first reported on 31st December 2019 from Wuhan City in Hubei Province of China. On 7th Jan 2020, it was diagnosed as “Novel Corona Virus”. On 30/01, WHO has declared it as a Public Health Emergency of International Concern (PHEIC). On 11/02/2020 the WHO renamed the disease as COVID-19 and on 11/03/2020 declared as pandemic. The incubation period is reported as 2-14 days.

New Cases reported for the last 24 Hrs **7**

Number inward/waiting to admit/home based as at yesterday- 10 am	COVID 19 Positive – last 24H	Discharged from the hospital /home– last 24H	Number of deaths reported – last 24H	Number inward/waiting to admit/home-based as at today-10 am
459	7	3	0	463

Local Situation

Total Number Confirmed		663972
Imported Cases <i>(Returnees from other countries)</i>	Foreigners	328
	Sri Lankans	7242
Local Cases	Navy & their close contacts	950
	Kandakadu cluster & their close contacts	651
	Minuwangoda Cluster	3059
	Fish Market\ Harbour Cluster	82785
	Prison cluster	9154
	New Year Cluster	483090
	From January 1 st 2022 to date	76400
	Others	313



Total Number Confirmed	663972
Total Number Recovered	646990
Total Number of Deaths	16519
Hospitalized/waiting to admit/ home-based – today 10 am	463
Suspected – today 10 am	20

COVID-19 Vaccination

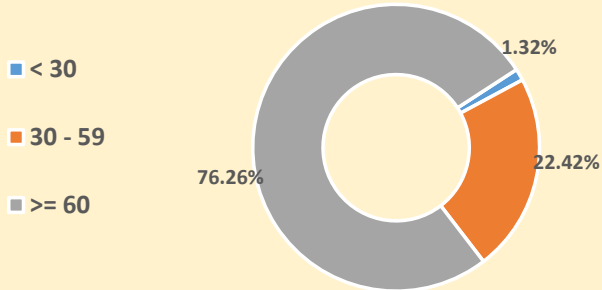
AstraZeneca Vaccine	
1st dose	1,479,631
2nd dose	1,418,593
Sinopharm Vaccine	
1st dose	12,048,802
2nd dose	11,180,273
Sputnik V	
1st dose	159,110
2nd dose	155,812
Pfizer	
1st dose	2,581,513
2nd dose	984,075
1st Booster dose	7,990,100
2nd Booster dose	8,260
Moderna	
1st dose	804,801
2nd dose	787,361

**COVID-19 - PCR Positives

District	1 st wave	2 nd wave	3 rd wave	Total
Colombo	174	32123	107327	139624
Gampaha	51	18483	95970	114504
Kalutara	72	6986	51208	58266
Kandy	19	5710	16476	22205
Kurunagala	30	3191	28284	31505
Galle	4	2645	43044	45693
Ratnapura	9	3654	20039	23702
Matara	4	1544	21648	23196
Matale	5	1214	14311	15530
Nuwara Eliya	2	1259	11059	12320
Kegalle	10	1770	11621	13401
Jaffna	16	1441	10872	12329
Badulla	4	1358	13271	14633
Puttalam	39	1024	14116	15179
Anuradhapura	31	820	14207	15058
Hambantota	3	710	19379	20092
Trincomalee	4	651	3722	4377
Monaragala	6	545	14672	15223
Polonnaruwa	10	475	4763	5248
Ampara	9	498	13566	14073
Kalmunai	18	1296	3910	5224
Batticaloa	1	699	9170	9870
Vavuniya	2	623	3039	3664
Mullaitivu	0	278	1987	2265
Kilinochchi	0	250	9773	10023
Mannar	0	379	2147	2526

COVID 19 Deaths	16519
	9327
	7192

Age Distribution of Deaths



Number of COVID -19 suspected patients reported for the last 24 hours 20

Hospital	Today 10am		
	SL	Forei.	Total
NIID	0	0	0
NHSL	0	0	0
TH Ragama	0	0	0
TH Karapitiya	17	0	17
TH A'pura	0	0	0
TH Kurun.	0	0	0
TH Jaffna	0	0	0
NH Kandy	0	0	0
TH Batti.	0	0	0
DGH Gampaha	2	0	2
DGH Negombo	0	0	0
TH Rathn.	0	0	0
PGH Badulla	0	0	0
LRH	0	0	0
DMH	0	0	0
DGH Polon'wa	0	0	0
TH Kalubowila	0	0	0
Castle St TH	0	0	0
BH Hambanthota	0	0	0
BH Mona'gala	0	0	0
BH Welikanda	0	0	0
DGH Kaluthara	0	0	0
Chest H. Welisara	0	0	0
Colombo East Base Hospital	0	0	0
G.H. Chilaw	1	0	1
G.H. Matara	0	0	0
KDU Hospital	0	0	0
G.H. Vavunia	0	0	0
B.H. Marawila	0	0	0
S.J.Pura TH	0	0	0
BH Theldeniya	0	0	0
BH Tangalle	0	0	0
NIMH	0	0	0
Total	20	0	20

