

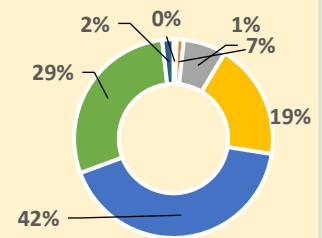


COVID 19 Deaths	608
	383
	225

Age distribution of deaths

- < 15
- 16 - 30
- 31 - 45
- 46 - 60
- 61 - 75
- 76 - 90
- >90



Number of COVID -19 suspected patients -305						
Hospital	Total suspected up to			Today 10am		
	SL	Forei.	Total	SL	Forei.	Total
NIID	1364	76	1440	5	0	5
NHSL	36934	16	36950	2	0	2
TH Ragama	4106	5	4111	5	0	5
TH Karapitiya	1170	27	1197	1	0	1
TH A'pura	2732	2	2734	9	0	9
TH Kurun.	2124	1	2125	11	0	11
TH Jaffna	544	2	546	2	0	2
NH Kandy	1969	6	1975	11	0	11
TH Batti.	688	0	688	2	0	2
DGH Gampaha	1175	4	1179	0	0	0
DGH Negombo	2504	15	2519	12	0	12
TH Rathn.	1142	0	1142	0	0	0
PGH Badulla	532	2	534	3	0	3
LRH	484	0	484	0	0	0
DMH	2682	1	2683	6	0	6
DGH Polon'wa	2200	6	2206	1	0	1
TH Kalubowila	2091	5	2096	0	0	0
Castle St TH	810	0	810	1	0	1
BH Hambanthota	385	2	387	0	0	0
BH Mona'gala	661	0	661	0	0	0
BH Welikanda	69	1	70	0	0	0
DGH Kaluthara	1517	2	1519	2	0	2
Chest H. Welisara	2381	2	2383	24	0	24
Colombo East Base	318	0	318	1	0	1
G.H. Chilaw	7309	1	7310	7	0	7
G.H. Matara	241	2	243	0	0	0
KDU Hospital	14815	0	14815	64	0	64
G.H. Vavunia	362	0	362	0	0	0
B.H. Marawila	729	1	730	2	0	2
S.J.Pura TH	19617	2	19619	97	0	97
BH Theldeniya	158	0	158	3	0	3
BH Tangalle	93	1	94	0	0	0
NIMH	1088	0	1088	34	0	34
Total	Incorrect to total as transfers counts in both the institutions			305	0	305

Source: Epidemiology Unit, Disease Surveillance System

Hospital	Inward Today 10am			Discharged during last		
	SL	Forei	Total	SL	Foreig	Total
NIID	78	0	78	4	0	4
BH Welikanda	53	0	53	4	0	4
Iranawila Hospital	40	0	40	0	0	0
BH Minuwangoda	24	0	24	0	0	0
Colombo East Base Hospital	44	0	44	2	0	2
TH Anuradhapura	31	0	31	0	0	0
Neville P'do hospital	76	0	76	5	0	5
DGH Hambanthota	56	0	56	5	0	5
DH Rambukkana	0	0	0	0	0	0
Kamburugamuwa	10	0	10	1	0	1
Kathankudy Hospital	2	0	2	1	0	1
BH Theldeniya	19	0	19	2	0	2
BH Homagama	55	0	55	5	0	5
BH Galgamuwa	0	0	0	0	0	0
DH Abanpola	25	0	25	6	0	6
DH Lunawa	27	0	27	7	0	7
DH Ingiriya	9	0	9	2	0	2
DH Kosgama	11	0	11	3	0	3
DH Dankotuwa	37	0	37	0	0	0
DH Divulapitiya	24	0	24	7	0	7
DH Laggala Pallegama	47	0	47	3	0	3
DH Dompe	0	0	0	0	0	0
DH Pimbura	17	0	17	3	0	3
DH Karadiyanaru	15	0	15	0	0	0
DH Radawana	15	0	15	1	0	1
Ichchilampattu Hospital	48	0	48	1	0	1
DH Padiyathalawa	0	0	0	0	0	0
NHRD (Welisara)	0	0	0	0	0	0
DH Palamune	8	0	8	0	0	0
DH Undugoda	0	0	0	0	0	0
DH Narammala	41	0	41	3	0	3
DH Iththevana	7	0	7	0	0	0
DH Mathugama	6	0	6	4	0	4
DH Bandaragama	5	0	5	0	0	0
DH Nochchiyagama	2	0	2	0	0	0
DH Nawagamuwa	4	0	4	1	0	1
DH Bandarawela	0	0	0	0	0	0
DH Haguranketha	9	0	9	0	0	0
Army Hospital Panagoda	2	0	2	0	0	0
SLAF BH Katunayake	0	0	0	0	0	0
NIMH	11	0	11	1	0	1
Kandakadu treatment Centre	0	0	0	0	0	0
Gallela treatment Centre	0	0	0	0	0	0
Punani treatment Centre	0	0	0	0	0	0
Embilipitiya treatment Centre	75	0	75	11	0	11
Kahagolla treat. Centre	7	0	7	1	0	1
Samanalawewa treatment Centre	0	0	0	0	0	0
Rehabilitation Centre Ampara	7	0	7	0	0	0
Kahawatta treat. Centre	0	0	0	0	0	0
Wathupitiwela Treat. Centre	18	0	18	1	0	1
Bingiriya treat. Centre	45	0	45	15	0	15
Rambukkana treat. Centre	3	0	3	0	0	0
Polgolla treatment Centre	20	0	20	0	0	0
Yakkala treatment Centre	33	0	33	2	0	2
Kopai treatment Centre	195	0	195	150	0	150
Police training school Kalutara	0	0	0	0	0	0
Karandeniya treatment Centre	0	0	0	0	0	0
Panideniya treat. Centre	35	0	35	0	0	0
Darga town treatment Centre	8	0	8	0	0	0
BH Warakapola	41	0	41	8	0	8
Krishnapuram Treatment Center - Kilinochchi	67	0	67	9	0	9
Dambađeniya Treat. Centre	158	0	158	10	0	10
Hikkaduwa Treat. Centre	38	0	38	0	0	0
Weligama Treat. Centre	13	0	13	2	0	2
Giriulla Treat. Centre	125	0	125	18	0	18
Bidunwewa Treat. Centre	17	0	17	0	0	0
Koggala Beach Hotel	55	0	55	5	0	5
Hikkaduwa Super Corel-ICC	0	0	0	0	0	0
Habaraduwa treat. Centre	0	0	0	0	0	0