



Epidemiology Unit

Ministry of Health

231, De Saram Place, Colombo 10, Sri Lanka

Tele: (+94 11) 2695112, 2681548, 4740490, 4740491, 4740492 Fax: (+94 11) 2696583 E-mail: chepid@slt.net.lk, epidunit@slt.net.lk Web: www.epid.gov.lk

Coronavirus disease 2019 (COVID-19) - Situation Report – 16.3.2022 – 10 a.m

An outbreak of pneumonia of unknown reason was first reported on 31st December 2019 from Wuhan City in Hubei Province of China. On 7th Jan 2020, it was diagnosed as “Novel Corona Virus”. On 30/01, WHO has declared it as a Public Health Emergency of International Concern (PHEIC). On 11/02/2020 the WHO renamed the disease as COVID-19 and on 11/03/2020 declared as pandemic. The incubation period is reported as 2-14 days.

New Cases reported for the last 24 Hrs **428**

Number inward/waiting to admit/home based as at yesterday- 10 am	COVID 19 Positive – last 24H	Discharged from the hospital /home– last 24H	Number of deaths reported – last 24H	Number inward/waiting to admit/home-based as at today-10 am
20906	428	120	8	21206

Local Situation

Total Number Confirmed		656814
Imported Cases (Returnees from other countries)	Foreigners	328
	Sri Lankans	7236
Local Cases	Navy & their close contacts	950
	Kandakadu cluster & their close contacts	651
	Minuwangoda Cluster	3059
	Fish Market\ Harbour Cluster	82785
	Prison cluster	9154
	New Year Cluster	483090
	From January 1 st 2022 to date	69248
	Others	313



Total Number Confirmed	656814
Total Number Recovered	619193
Total Number of Deaths	16415
Hospitalized/waiting to admit/ home-based – today 10 am	21206
Suspected – today 10 am	1161

COVID-19 Vaccination

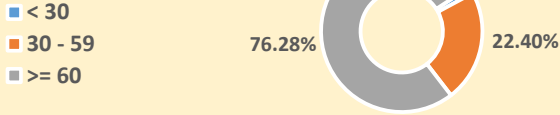
AstraZeneca Vaccine	
1st dose	1,479,631
2nd dose	1,418,593
Sinopharm Vaccine	
1st dose	12,046,202
2nd dose	11,164,195
Sputnik V	
1st dose	159,110
2nd dose	155,812
Pfizer	
1st dose	2,487,850
2nd dose	820,996
Booster dose	7,630,159
Moderna	
1st dose	804,801
2nd dose	787,361

COVID-19 - PCR Positives

District	1 st wave	2 nd wave	3 rd wave	Total
Colombo	174	32123	104974	137271
Gampaha	51	18483	95039	113573
Kalutara	72	6986	50765	57823
Kandy	19	5710	16255	21984
Kurunagala	30	3191	27978	31199
Galle	4	2645	42260	44909
Ratnapura	9	3654	19567	23230
Matara	4	1544	21153	22701
Matale	5	1214	14245	15464
Nuwara Eliya	2	1259	11030	12291
Kegalle	10	1770	11575	13355
Jaffna	16	1441	10843	12300
Badulla	4	1358	13178	14540
Puttalam	39	1024	14037	15100
Anuradhapura	31	820	14050	14901
Hambantota	3	710	19028	19741
Trincomalee	4	651	3721	4376
Monaragala	6	545	14466	15017
Polonnaruwa	10	475	4742	5227
Ampara	9	498	13514	14021
Kalmunai	18	1296	3908	5222
Batticaloa	1	699	9158	9858
Vavuniya	2	623	3033	3658
Mullaitivu	0	278	1968	2246
Kilinochchi	0	250	9634	9884
Mannar	0	379	2146	2525

COVID 19 Deaths	16415
	9257
	7158

Age Distribution of Deaths



Number of COVID -19 suspected patients reported for the last 24 hours 1161

Hospital	Today 10am		
	SL	Forei.	Total
NIID	7	0	7
NHSL	354	0	354
TH Ragama	48	0	48
TH Karapitiya	132	0	132
TH A'pura	9	0	9
TH Kurun.	19	0	19
TH Jaffna	1	0	1
NH Kandy	4	0	4
TH Batti.	1	0	1
DGH Gampaha	26	0	26
DGH Negombo	1	0	1
TH Rathn.	9	0	9
PGH Badulla	11	0	11
LRH	9	0	9
DMH	7	0	7
DGH Polon'wa	136	0	136
TH Kalubowila	59	0	59
Castle St TH	29	0	29
BH Hambanthota	0	0	0
BH Mona'gala	39	0	39
BH Welikanda	0	0	0
DGH Kaluthara	6	0	6
Chest H. Welisara	19	0	19
Colombo East Base Hospital	0	0	0
G.H. Chilaw	5	0	5
G.H. Matara	0	0	0
KDU Hospital	48	0	48
G.H. Vavunia	16	0	16
B.H. Marawila	12	0	12
S.J.Pura TH	127	0	127
BH Theldeniya	3	0	3
BH Tangalle	2	0	2
NIMH	22	0	22
Total	1161	0	1161

