



Epidemiology Unit Ministry of Health

231, De Saram Place, Colombo 10, Sri Lanka

Tel: (+94 11) 2695112, 2681548, 4740490, 4740491, 4740492 Fax: (+94 11) 2696583 E-mail: chepid@slt.net.lk, epidunit@slt.net.lk Web: www.epid.gov.lk

Coronavirus disease 2019 (COVID-19) - Situation Report – 15.06.2021– 10 a.m.

An outbreak of pneumonia of unknown reason was first reported on 31st December 2019 from Wuhan City in Hubei Province of China. On 7th Jan 2020, it was diagnosed as “Novel Corona Virus”. On 30/01, WHO has declared it as a Public Health Emergency of International Concern (PHEIC). On 11/02/2020 the WHO renamed the disease as COVID-19 and on 11/03/2020 declared as pandemic. The incubation period is reported as 2-14 days.

Patients identified in last 24H	
Total Confirmed	2284
Returnees (+ close contacts) from other countries	Sri Lankans 25 Foreigners 0
Kandakadu Rehab. Center detainees and their contacts	0
Hospital samples (admitted with clinical signs/symptoms)	0
New Year Cluster	2222
Prison cluster	37

Details of COVID 19 diagnosed patients – Last 24H				
Number inward as at yesterday-10 am	COVID 19 Positive – last 24H	Discharged from the hospital – last 24H	Number of deaths – last 24H	Number inward/waiting to admit as at today-10 am
30971	2284	2014	57	31184

Local Situation

Total Number Confirmed		225922
Imported Cases (Returnees from other countries)	Foreigners	328
	Sri Lankans	4661
Local Cases	Navy & their close contacts	950
	Kandakadu cluster & their close contacts	651
	Minuwangoda Cluster	3059
	Fish Market\ Harbour Cluster	82785
	Prison cluster	6701
	New Year Cluster	126474
	Others	313



Total Number Confirmed	225922
Total Number Recovered	192478
Total Number of Deaths	2260
Hospitalized/waiting to admit – today 10 am	31184

Suspected and hospitalized – today 10 am	1548
---	-------------

COVID-19 Vaccination	1 st Dose	2 nd Dose
Covishield Vaccine	925242	355675
Sinopharm Vaccine	1326784	253835
Sputnik V	64986	3690

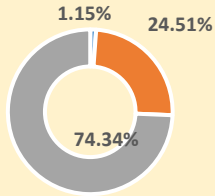
Country/Region	Cumulative Cases per 1 million population	COVID-19 deaths per 1 million population
Sri Lanka	10363	103
India	20876	251
Singapore	10751	6
Australia	1183	36
South East Asian Region	16155	210

District	1 st Wave	2 nd Wave	3 rd Wave	Total
Colombo	174	32123	23694	55991
Gampaha	51	18483	20622	39156
Kalutara	72	6986	17924	24982
Kandy	19	5710	6304	12033
Kurunagala	30	3191	8542	11763
Galle	4	2645	6782	9431
Ratnapura	9	3654	5579	9242
Matara	4	1544	3889	5437
Matale	5	1214	3415	4634
Nuwara Eliya	2	1259	4306	5567
Kegalle	10	1770	2408	4188
Jaffna	16	1441	2636	4093
Badulla	4	1358	2887	4249
Puttalam	39	1024	2394	3457
Anuradhapura	31	820	2359	3210
Hambantota	3	710	2062	2775
Trincomalee	4	651	1878	2533
Monaragala	6	545	1788	2339
Polonnaruwa	10	475	1421	1906
Ampara	9	498	1030	1537
Kalmunai	18	1296	250	1564
Batticaloa	1	699	1155	1855
Vavuniya	2	623	594	1219
Mullaitivu	0	278	686	964
Kilinochchi	0	250	840	1090
Mannar	0	379	259	638

COVID 19 Deaths	2260
	1320
	940

Age distribution of deaths

- < 30
- 30-59
- >=60



Number of COVID -19 suspected patients - 1548

Hospital	Total suspected up to now			Today 10am		
	SL	Forei.	Total	SL	Forei.	Total
NIID	1464	76	1540	7	0	7
NHSL	48636	16	48652	145	0	145
TH Ragama	7313	5	7318	193	0	193
TH Karapitiya	2571	27	2598	52	0	52
TH A'pura	4061	2	4063	26	0	26
TH Kurun.	3878	1	3879	99	0	99
TH Jaffna	921	2	923	13	0	13
NH Kandy	2804	6	2810	9	0	9
TH Batti.	1181	0	1181	59	0	59
DGH Gampaha	2163	4	2167	91	0	91
DGH Negombo	3425	15	3440	81	0	81
TH Rathn.	1997	0	1997	54	0	54
PGH Badulla	1219	2	1221	34	0	34
LRH	739	0	739	15	0	15
DMH	2938	1	2939	17	0	17
DGH Polon'wa	3439	6	3445	14	0	14
TH Kalubowila	7607	5	7612	9	0	9
Castle St TH	1100	0	1100	29	0	29
BH Hambanthota	391	2	393	0	0	0
BH Mona'gala	1063	0	1063	10	0	10
BH Welikanda	69	1	70	0	0	0
DGH Kaluthara	4299	2	4301	179	0	179
Chest H. Welisara	3085	2	3087	24	0	24
Colombo East Base	410	0	410	5	0	5
G.H. Chilaw	8753	1	8754	16	0	16
G.H. Matara	241	2	243	0	0	0
KDU Hospital	20780	0	20780	48	0	48
G.H. Vavunia	447	0	447	2	0	2
B.H. Marawila	979	1	980	3	0	3
S.J.Pura TH	33468	2	33470	255	0	255
BH Theldeniya	175	0	175	5	0	5
BH Tangalle	237	1	238	8	0	8
NIMH	1481	0	1481	46	0	46
Total	Incorrect to total as transfers counts in both the			1548	0	1548

Source: Epidemiology Unit, Disease Surveillance System

