



## Epidemiology Unit Ministry of Health

231, De Saram Place, Colombo 10, Sri Lanka

Tel: (+94 11) 2695112, 2681548, 4740490, 4740491, 4740492 Fax: (+94 11) 2696583 E-mail: [cheqid@slt.net.lk](mailto:cheqid@slt.net.lk), [epidunit@slt.net.lk](mailto:epidunit@slt.net.lk) Web: [www.epid.gov.lk](http://www.epid.gov.lk)

### Coronavirus disease 2019 (COVID-19) - Situation Report –14.11.2021– 10 a.m.

An outbreak of pneumonia of unknown reason was first reported on 31<sup>st</sup> December 2019 from Wuhan City in Hubei Province of China. On 7<sup>th</sup> Jan 2020, it was diagnosed as “Novel Corona Virus”. On 30/01, WHO has declared it as a Public Health Emergency of International Concern (PHEIC). On 11/02/2020 the WHO renamed the disease as COVID-19 and on 11/03/2020 declared as pandemic. The incubation period is reported as 2-14 days.

Patients identified in last 24H		
<b>Total Confirmed</b>	<b>716</b>	
Returnees (+ close contacts) from other countries	Srilankans	<b>2</b>
	Foreigners	<b>0</b>
New Year Cluster	<b>714</b>	
Prison cluster	<b>0</b>	

Details of COVID 19 diagnosed patients – Last 24H				
Number inward as at yesterday-10 am	COVID 19 Positive – last 24H	Discharged from the hospital /home– last 24H	Number of deaths reported – last 24H	Number inward/waiting to admit/home-based as at today-10 am
<b>11331</b>	<b>716</b>	<b>426</b>	<b>22</b>	<b>12944*</b>

#### Local Situation

Total Number Confirmed		<b>550845*</b>
Imported Cases (Returnees from other countries)	Foreigners	328
	Sri Lankans	6964
Local Cases	Navy & their close contacts	950
	Kandakadu cluster & their close contacts	651
	Minuwangoda Cluster	3059
	Fish Market\ Harbour Cluster	82785
	Prison cluster	9053
	New Year Cluster	446742
	Others	313

<b>Total Number Confirmed</b>	<b>550845*</b>
Total Number Recovered	523929
Total Number of Deaths	13972
Hospitalized/waiting to admit/ home-based – today 10 am	12944

<b>Suspected – today 10 am</b>	<b>1806</b>
--------------------------------	-------------


\*Delayed reported cases from 29<sup>th</sup> October to 4<sup>th</sup> November were added to the grand total after verification


COVID-19 Vaccination	
<b>AstraZeneca Vaccine</b>	<b>No</b>
1 <sup>st</sup> dose	<b>1,479,631</b>
2 <sup>nd</sup> dose	<b>1,418,593</b>
<b>Sinopharm Vaccine</b>	
1 <sup>st</sup> dose	<b>11,928,016</b>
2 <sup>nd</sup> dose	<b>10,841,061</b>
<b>Sputnik V</b>	
1 <sup>st</sup> dose	<b>159,110</b>
2 <sup>nd</sup> dose	<b>155,780</b>
<b>Pfizer</b>	
1st dose	<b>1,502,480</b>
2 <sup>nd</sup> dose	<b>450,285</b>
3 <sup>rd</sup> dose	<b>111,319</b>
<b>Moderna</b>	
1st dose	<b>804,801</b>
2nd dose	<b>782,704</b>

COVID-19 - PCR Positives				
District	1 <sup>st</sup> wave	2 <sup>nd</sup> wave	3 <sup>rd</sup> wave	Total
Colombo	174	32123	81632	113929
Gampaha	51	18483	78412	96946
Kalutara	72	6986	45339	52397
Kandy	19	5710	13827	19556
Kurunagala	30	3191	23417	26638
Galle	4	2645	31809	34458
Ratnapura	9	3654	15604	19267
Matara	4	1544	12972	14520
Matale	5	1214	11894	13113
Nuwara Eliya	2	1259	10410	11671
Kegalle	10	1770	10149	11929
Jaffna	16	1441	9784	11241
Badulla	4	1358	11582	12944
Puttalam	39	1024	11968	13031
Anuradhapura	31	820	10337	11188
Hambantota	3	710	11672	12385
Trincomalee	4	651	3592	4247
Monaragala	6	545	10921	11472
Polonnaruwa	10	475	4313	4798
Ampara	9	498	11445	11952
Kalmunai	18	1296	3792	5106
Batticaloa	1	699	8354	9054
Vavuniya	2	623	2837	3462
Mullaitivu	0	278	1675	1953
Kilinochchi	0	250	7465	7715
Mannar	0	379	1985	2364

\*Delayed reported cases divided among the respective districts

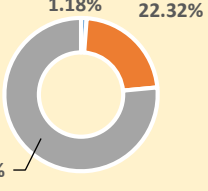
**COVID 19 Deaths** 13972

 7804

 6168

**Age distribution of deaths**

- < 30
- 30-59
- >=60



**Number of COVID -19 suspected patients reported for the last 24 hours**  
**1806**

Hospital	Today 10am		
	SL	Forei.	Total
NIID	4	0	4
NHSL	267	0	267
TH Ragama	137	0	137
TH Karapitiya	304	0	304
TH A'pura	50	0	50
TH Kurun.	12	0	12
TH Jaffna	4	0	4
NH Kandy	57	0	57
TH Batti.	3	0	3
DGH Gampaha	172	0	172
DGH Negombo	4	0	4
TH Rathn.	22	0	22
PGH Badulla	18	0	18
LRH	2	0	2
DMH	5	0	5
DGH Polon'wa	148	0	148
TH Kalubowila	80	0	80
Castle St TH	49	0	49
BH Hambanthota	0	0	0
BH Mona'gala	59	0	59
BH Welikanda	0	0	0
DGH Kaluthara	23	0	23
Chest H. Welisara	15	0	15
Colombo East Base	1	0	1
G.H. Chilaw	31	0	31
G.H. Matara	0	0	0
KDU Hospital	38	0	38
G.H. Vavunia	52	0	52
B.H. Marawila	75	0	75
S.J.Pura TH	120	0	120
BH Theldeniya	8	0	8
BH Tangalle	5	0	5
NIMH	41	0	41
<b>Total</b>	<b>1806</b>	<b>0</b>	<b>1806</b>

