



Epidemiology Unit

Ministry of Health

231, De Saram Place, Colombo 10, Sri Lanka

Tele: (+94 11) 2695112, 2681548, 4740490, 4740491, 4740492 Fax: (+94 11) 2696583 E-mail: chepid@slt.net.lk, epidunit@slt.net.lk Web: www.epid.gov.lk



Coronavirus disease 2019 (COVID-19) - Situation Report – 14.9.2022 – 10 a.m

An outbreak of pneumonia of unknown reason was first reported on 31st December 2019 from Wuhan City in Hubei Province of China. On 7th Jan 2020, it was diagnosed as “Novel Corona Virus”. On 30/01, WHO has declared it as a Public Health Emergency of International Concern (PHEIC). On 11/02/2020 the WHO renamed the disease as COVID-19 and on 11/03/2020 declared as pandemic. The incubation period is reported as 2-14 days.

New Cases reported for the last 24 Hrs 30

Number inward/waiting to admit/home based as at yesterday- 10 am	COVID 19 Positive – last 24H	Discharged from the hospital /home– last 24H	Number of deaths reported – last 24H	Number inward/waiting to admit/home-based as at today-10 am
308	30	3	5	330

Local Situation

Total Number Confirmed		670501
Imported Cases <i>(Returnees from other countries)</i>	Foreigners	328
	Sri Lankans	7242
Local Cases	Navy & their close contacts	950
	Kandakadu cluster & their close contacts	651
	Minuwangoda Cluster	3059
	Fish Market\ Harbour Cluster	82785
	Prison cluster	9154
	New Year Cluster	483090
	From January 1 st 2022 to date	82929
	Others	313



Total Number Confirmed	670501
Total Number Recovered	653435
Total Number of Deaths	16736
Hospitalized/waiting to admit/ home-based – today 10 am	330
Suspected – today 10 am	16

COVID-19 Vaccination

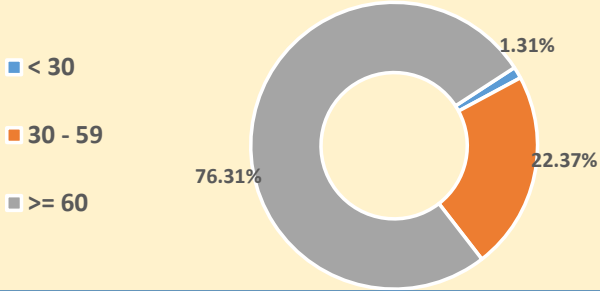
AstraZeneca Vaccine	
1st dose	1,479,631
2nd dose	1,418,593
Sinopharm Vaccine	
1st dose	12,054,652
2nd dose	11,221,359
Sputnik V	
1st dose	159,110
2nd dose	155,812
Pfizer	
1st dose	2,629,728
2nd dose	1,091,023
1st Booster dose	8,171,378
2nd Booster dose	181,052
Moderna	
1st dose	804,801
2nd dose	787,361

**COVID-19 - PCR Positives

District	1 st wave	2 nd wave	3 rd wave	Total
Colombo	174	32123	111138	143435
Gampaha	51	18483	97006	115540
Kalutara	72	6986	51636	58694
Kandy	19	5710	16699	22428
Kurunagala	30	3191	28354	31575
Galle	4	2645	43184	45833
Ratnapura	9	3654	20084	23747
Matara	4	1544	21782	23330
Matale	5	1214	14361	15580
Nuwara Eliya	2	1259	11081	12342
Kegalle	10	1770	11691	13471
Jaffna	16	1441	10888	12345
Badulla	4	1358	13285	14647
Puttalam	39	1024	14317	15380
Anuradhapura	31	820	14242	15093
Hambantota	3	710	19484	20197
Trincomalee	4	651	3732	4387
Monaragala	6	545	14755	15306
Polonnaruwa	10	475	4778	5263
Ampara	9	498	13567	14074
Kalmunai	18	1296	3912	5226
Batticaloa	1	699	9189	9889
Vavuniya	2	623	3041	3666
Mullaitivu	0	278	2014	2292
Kilinochchi	0	250	9777	10027
Mannar	0	379	2148	2527

COVID 19 Deaths		16736
		9440
		7296

Age Distribution of Deaths



Number of COVID -19 suspected patients reported for the last 24 hours 16

Hospital	Today 10am		
	SL	Forei.	Total
NIID	0	0	0
NHSL	0	0	0
TH Ragama	0	0	0
TH Karapitiya	0	0	0
TH A'pura	0	0	0
TH Kurun.	0	0	0
TH Jaffna	0	0	0
NH Kandy	0	0	0
TH Batti.	0	0	0
DGH Gampaha	7	0	7
DGH Negombo	2	0	2
TH Rathn.	0	0	0
PGH Badulla	0	0	0
LRH	0	0	0
DMH	0	0	0
DGH Polon'wa	0	0	0
TH Kalubowila	0	0	0
Castle St TH	0	0	0
BH Hambanthota	0	0	0
BH Mona'gala	0	0	0
BH Welikanda	0	0	0
DGH Kaluthara	0	0	0
Chest H. Welisara	0	0	0
Colombo East Base Hospital	0	0	0
G.H. Chilaw	0	0	0
G.H. Matara	0	0	0
KDU Hospital	0	0	0
G.H. Vavunia	0	0	0
B.H. Marawila	0	0	0
S.J.Pura TH	0	0	0
BH Theldeniya	0	0	0
BH Tangalle	0	0	0
NIMH	7	0	7
Total	16	0	16

