



Epidemiology Unit Ministry of Health

231, De Saram Place, Colombo 10, Sri Lanka

Tele: (+94 11) 2695112, 2681548, 4740490, 4740491, 4740492 Fax: (+94 11) 2696583 E-mail: chepid@slt.net.lk, epidunit@slt.net.lk Web: www.epid.gov.lk

Coronavirus disease 2019 (COVID-19) - Situation Report -13.12.2021- 10 a.m.

An outbreak of pneumonia of unknown reason was first reported on 31st December 2019 from Wuhan City in Hubei Province of China. On 7th Jan 2020, it was diagnosed as "Novel Corona Virus". On 30/01, WHO has declared it as a Public Health Emergency of International Concern (PHEIC). On 11/02/2020 the WHO renamed the disease as COVID-19 and on 11/03/2020 declared as pandemic. The incubation period is reported as 2-14 days.

Patients identified in last 24H		
Total Confirmed	714	
Returnees (+ close contacts) from other countries	Srilankans	4
	Foreigners	0
New Year Cluster	704	
Prison cluster	6	

Details of COVID 19 diagnosed patients – Last 24H				
Number inward as at yesterday-10 am	COVID 19 Positive – last 24H	Discharged from the hospital /home– last 24H	Number of deaths reported – last 24H	Number inward/waiting to admit/home-based as at today-10 am
12542	714	382	19	12855


Local Situation


Total Number Confirmed		572902
Imported Cases (Returnees from other countries)	Foreigners	328
	Sri Lankans	6999
Local Cases	Navy & their close contacts	950
	Kandakadu cluster & their close contacts	651
	Minuwangoda Cluster	3059
	Fish Market\ Harbour Cluster	82785
	Prison cluster	9060
	New Year Cluster	468757
Others	313	
Total Number Confirmed		572902
Total Number Recovered		545433
Total Number of Deaths		14614
Hospitalized/waiting to admit/ home-based – today 10 am		12855
Suspected – today 10 am		2283

COVID-19 Vaccination	
AstraZeneca Vaccine	No
1 st dose	1,479,631
2 nd dose	1,418,593
Sinopharm Vaccine	
1 st dose	11,956,141
2 nd dose	10,961,884
Sputnik V	
1 st dose	159,110
2 nd dose	155,812
Pfizer	
1st dose	1,556,755
2 nd dose	466,267
3 rd dose	1,308,022
Moderna	
1st dose	804,801
2nd dose	787,361

COVID-19 - PCR Positives				
District	1 st wave	2 nd wave	3 rd wave	Total
Colombo	174	32123	83840	116137
Gampaha	51	18483	81011	99545
Kalutara	72	6986	46363	53421
Kandy	19	5710	14171	19900
Kurunagala	30	3191	24845	28066
Galle	4	2645	33573	36222
Ratnapura	9	3654	16842	20505
Matara	4	1544	14761	16309
Matale	5	1214	12803	14022
Nuwara Eli ya	2	1259	10634	11895
Kegalle	10	1770	10804	12584
Jaffna	16	1441	10108	11565
Badulla	4	1358	11976	13338
Puttalam	39	1024	12554	13617
Anuradhapura	31	820	11387	12238
Hambantota	3	710	13717	14430
Trincomalee	4	651	3629	4284
Monaragala	6	545	12408	12959
Polonnaruwa	10	475	4475	4960
Ampara	9	498	12039	12546
Kalmunai	18	1296	3799	5113
Batticaloa	1	699	8457	9157
Vavuniya	2	623	2919	3544
Mullaitivu	0	278	1753	2031
Kilinochchi	0	250	8210	8460
Mannar	0	379	2083	2462

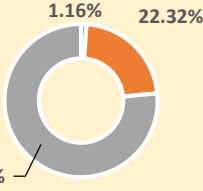
COVID 19 Deaths 14614

 8191

 6423

Age distribution of deaths

- < 30
- 30-59
- >=60



Number of COVID -19 suspected patients reported for the last 24 hours
2283

Hospital	Today 10am		
	SL	Forei.	Total
NIID	6	0	6
NHSL	416	0	416
TH Ragama	256	0	256
TH Karapitiya	300	0	300
TH A'pura	62	0	62
TH Kurun.	15	0	15
TH Jaffna	2	0	2
NH Kandy	56	0	56
TH Batti.	0	0	0
DGH Gampaha	228	0	228
DGH Negombo	7	0	7
TH Rathn.	16	0	16
PGH Badulla	19	0	19
LRH	2	0	2
DMH	5	0	5
DGH Polon'wa	160	0	160
TH Kalubowila	91	0	91
Castle St TH	30	0	30
BH Hambanthota	0	0	0
BH Mona'gala	129	0	129
BH Welikanda	0	0	0
DGH Kaluthara	26	0	26
Chest H. Welisara	20	0	20
Colombo East Base	18	0	18
G.H. Chilaw	26	0	26
G.H. Matara	0	0	0
KDU Hospital	62	0	62
G.H. Vavunia	61	0	61
B.H. Marawila	75	0	75
S.J.Pura TH	128	0	128
BH Theldeniya	5	0	5
BH Tangalle	8	0	8
NIMH	54	0	54
Total	2283	0	2283

