



## Epidemiology Unit Ministry of Health

231, De Saram Place, Colombo 10, Sri Lanka

Tel: (+94 11) 2695112, 2681548, 4740490, 4740491, 4740492 Fax: (+94 11) 2696583 E-mail: [chepid@slt.net.lk](mailto:chepid@slt.net.lk), [epidunit@slt.net.lk](mailto:epidunit@slt.net.lk) Web: [www.epid.gov.lk](http://www.epid.gov.lk)

### Coronavirus disease 2019 (COVID-19) - Situation Report – 13.06.2021– 10 a.m.

An outbreak of pneumonia of unknown reason was first reported on 31<sup>st</sup> December 2019 from Wuhan City in Hubei Province of China. On 7<sup>th</sup> Jan 2020, it was diagnosed as “Novel Corona Virus”. On 30/01, WHO has declared it as a Public Health Emergency of International Concern (PHEIC). On 11/02/2020 the WHO renamed the disease as COVID-19 and on 11/03/2020 declared as pandemic. The incubation period is reported as 2-14 days.

Patients identified in last 24H	
<b>Total Confirmed</b>	<b>2354</b>
Returnees (+ close contacts) from other countries	Sri Lankans 14 Foreigners 0
Kandakadu Rehab. Center detainees and their contacts	0
Hospital samples (admitted with clinical signs/symptoms)	0
New Year Cluster	2326
Prison cluster	14

Details of COVID 19 diagnosed patients – Last 24H				
Number inward as at yesterday-10 am	COVID 19 Positive – last 24H	Discharged from the hospital – last 24H	Number of deaths – last 24H	Number inward/waiting to admit as at today-10 am
<b>30334</b>	<b>2354</b>	<b>2031</b>	<b>63</b>	<b>30594</b>

#### Local Situation

Total Number Confirmed		221277
Imported Cases (Returnees from other countries)	Foreigners	328
	Sri Lankans	4604
Local Cases	Navy & their close contacts	950
	Kandakadu cluster & their close contacts	651
	Minuwangoda Cluster	3059
	Fish Market\ Harbour Cluster	82785
	Prison cluster	6651
	New Year Cluster	121936
	Others	313



<b>Total Number Confirmed</b>	<b>221277</b>
Total Number Recovered	188547
Total Number of Deaths	2136
Hospitalized/waiting to admit – today 10 am	30594

<b>Suspected and hospitalized – today 10 am</b>	<b>1657</b>
---	-------------

COVID-19 Vaccination	1 <sup>st</sup> Dose	2 <sup>nd</sup> Dose
Covishield Vaccine	925242	355358
Sinopharm Vaccine	1269157	154640
Sputnik V	64986	-

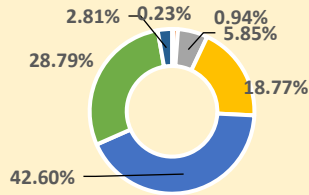
Country	Cumulative Cases per 1 million population	COVID-19 deaths per 1 million population
Sri Lanka	10150	97
India	20876	251
Singapore	10751	6
Australia	1183	36
South East Asian Region	16155	210

District	1 <sup>st</sup> Wave	2 <sup>nd</sup> Wave	3 <sup>rd</sup> Wave	Total
Colombo	174	32123	23019	55316
Gampaha	51	18483	19520	38054
Kalutara	72	6986	17191	24249
Kandy	19	5710	6156	11885
Kurunagala	30	3191	8185	11406
Galle	4	2645	6632	9281
Ratnapura	9	3654	5260	8923
Matara	4	1544	3723	5271
Matale	5	1214	3351	4570
Nuwara Eliya	2	1259	3991	5252
Kegalle	10	1770	2361	4141
Jaffna	16	1441	2539	3996
Badulla	4	1358	2793	4155
Puttalam	39	1024	2281	3344
Anuradhapura	31	820	2314	3165
Hambantota	3	710	2026	2739
Trincomalee	4	651	1867	2522
Monaragala	6	545	1765	2316
Polonnaruwa	10	475	1407	1892
Ampara	9	498	1011	1518
Kalmunai	18	1296	226	1540
Batticaloa	1	699	1107	1807
Vavuniya	2	623	553	1178
Mullaitivu	0	278	674	952
Kilinochchi	0	250	825	1075
Mannar	0	379	258	637

COVID 19 Deaths		2136
		1249
		887

Age distribution of deaths

- < 15
- 16 - 30
- 31 - 45
- 46 - 60
- 61 - 75
- 76 - 90
- >90



Number of COVID -19 suspected patients - 1657

Hospital	Total suspected up to now			Today 10am		
	SL	Forei.	Total	SL	Forei.	Total
NIID	1460	76	1536	6	0	6
NHSL	48404	16	48420	137	0	137
TH Ragama	7215	5	7220	162	0	162
TH Karapitiya	2544	27	2571	76	0	76
TH A'pura	4016	2	4018	21	0	21
TH Kurun.	3827	1	3828	96	0	96
TH Jaffna	898	2	900	8	0	8
NH Kandy	2773	6	2779	112	0	112
TH Batti.	1169	0	1169	65	0	65
DGH Gampaha	2121	4	2125	81	0	81
DGH Negombo	3397	15	3412	75	0	75
TH Rathn.	1962	0	1962	60	0	60
PGH Badulla	1203	2	1205	50	0	50
LRH	733	0	733	14	0	14
DMH	2927	1	2928	24	0	24
DGH Polon'wa	3422	6	3428	25	0	25
TH Kalubowila	7224	5	7229	8	0	8
Castle St TH	1020	0	1020	27	0	27
BH Hambanthota	391	2	393	0	0	0
BH Mona'gala	1058	0	1058	7	0	7
BH Welikanda	69	1	70	0	0	0
DGH Kaluthara	4170	2	4172	162	0	162
Chest H. Welisara	3059	2	3061	20	0	20
Colombo East Base	410	0	410	6	0	6
G.H. Chilaw	8727	1	8728	16	0	16
G.H. Matara	241	2	243	0	0	0
KDU Hospital	20674	0	20674	62	0	62
G.H. Vavunia	439	0	439	-	0	-
B.H. Marawila	973	1	974	8	0	8
S.J.Pura TH	32992	2	32994	271	0	271
BH Theldeniya	175	0	175	6	0	6
BH Tangalle	237	1	238	9	0	9
NIMH	1469	0	1469	43	0	43
<b>Total</b>	Incorrect to total as transfers counts in both the		<b>1657</b>	<b>0</b>	<b>1657</b>	

Source: Epidemiology Unit, Disease Surveillance System

