



Epidemiology Unit Ministry of Health

231, De Saram Place, Colombo 10, Sri Lanka

Tele: (+94 11) 2695112, 2681548, 4740490, 4740491, 4740492 Fax: (+94 11) 2696583 E-mail: chepid@slt.net.lk, epidunit@slt.net.lk Web: www.epid.gov.lk

Coronavirus disease 2019 (COVID-19) - Situation Report – 11.05.2021– 10 a.m.

An outbreak of pneumonia of unknown reason was first reported on 31st December 2019 from Wuhan City in Hubei Province of China. On 7th Jan 2020, it was diagnosed as “Novel Corona Virus”. On 30/01, WHO has declared it as a Public Health Emergency of International Concern (PHEIC). On 11/02/2020 the WHO renamed the disease as COVID-19 and on 11/03/2020 declared as pandemic. The incubation period is reported as 2-14 days.

Patients identified in last 24H	
Total Confirmed	2624
Returnees (+ close contacts) from other countries	Sri Lankans 49 Foreigners 2
Kandakadu Rehab. Center detainees and their contacts	0
Hospital samples (admitted with clinical signs/symptoms)	0
New Year Cluster	2559
Prison cluster	14

Details of COVID 19 diagnosed patients – Last 24H

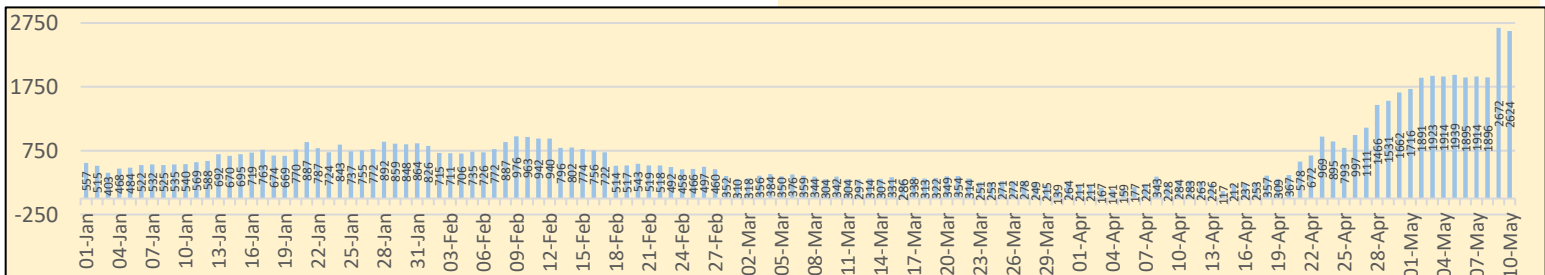
Number inward as at yesterday-10 am	COVID 19 Positive - last 24H	Discharged from the hospital - last 24H	Number of deaths - last 24H	Number inward as at today-10 am
19494	2624	1030	26	21062

Local Situation

Total Number Confirmed		128530
Imported Cases (Returnees from other countries)	Foreigners	315
	Sri Lankans	3855
Local Cases	Navy & their close contacts	950
	Kandakadu cluster & their close contacts	651
	Minuwangoda Cluster	3059
	Fish Market\ Harbour Cluster	82785
	Prison cluster	4986
	New Year Cluster	31616
	Others	313

Total Number Confirmed	128530
Total Number Recovered	106641
Total Number of Deaths	827
Confirmed and hospitalized - today 10 am	21062

Suspected and hospitalized - today 10 am	1609
---	-------------





COVID-19 Vaccination	1 st Dose	2 nd Dose
Covishield Vaccine	925242	211518
Sinopharm Vaccine (Chinese Nationals)	23575	2435
Sputnik V	5878	-

Country	Cumulative Cases per 1 million population	COVID-19 deaths per 1 million population
Sri Lanka	5895	37
India	15425	168
Singapore	10751	5.4
Australia	1178	36
South East Asian Region	11218	139

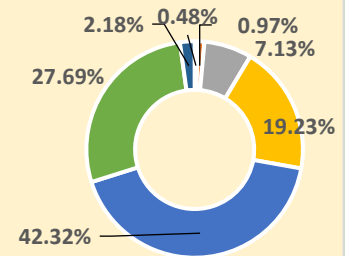
HEALTH DISTRICT	Count
COLOMBO	38017
GAMPAHA	23579
KALUTARA	10231
KURUNEGALA	5857
KANDY	5398
RATNAPURA	4069
GALLE	3779
MATARA	2517
MATALE	2169
PUTTALAM	2059
NUWARAELIYA	2006
BADULLA	1947
KEGALLE	1879
JAFFNA	1594
KALMUNAI	1320
MONERAGALA	1358
HAMBANTOTA	1192
ANURADHAPURA	988
TRINCOMALEE	883
BATTICOLOA	650
VAVUNIA	510
POLONNARUWA	496
AMPARA	450
MANNAR	341
KILINOCHCHI	212
MULLATIVU	77

Note: Considered only the individuals who contracted the disease from the districts

COVID 19 Deaths	827
	512
	315

Age distribution of deaths

- < 15
- 16 - 30
- 31 - 45
- 46 - 60
- 61 - 75
- 76 - 90
- >90



Number of COVID -19 suspected patients -1609						
Hospital	Total suspected up to			Today 10am		
	SL	Forei.	Total	SL	Forei.	Total
NIID	1399	76	1475	9	0	9
NHSL	4442	16	4441	116	0	116
TH Ragama	4852	5	4857	118	0	118
TH Karapitiya	1686	27	1713	74	0	74
TH A'pura	3112	2	3114	16	0	16
TH Kurun.	2789	1	2790	81	0	81
TH Jaffna	630	2	632	1	0	1
NH Kandy	2410	6	2416	119	0	119
TH Batti.	790	0	790	22	0	22
DGH Gampaha	1566	4	1570	64	0	64
DGH Negombo	2829	15	2844	72	0	72
TH Rathn.	1381	0	1381	1	0	1
PGH Badulla	806	2	808	30	0	30
LRH	538	0	538	6	0	6
DMH	2791	1	2792	11	0	11
DGH Polon'wa	2866	6	2872	25	0	25
TH Kalubowila	2468	5	2473	14	0	14
Castle St TH	851	0	851	5	0	5
BH	385	2	387	0	0	0
BH Mona'gala	884	0	884	14	0	14
BH Welikanda	69	1	70	0	0	0
DGH Kaluthara	2019	2	2021	85	0	85
Chest H.	2768	2	2770	43	0	43
Colombo East Base Hospital	348	0	348	3	0	3
G.H. Chilaw	8205	1	8206	25	0	25
G.H. Matara	241	2	243	0	0	0
KDU Hospital	1846	0	1846	292	0	292
G.H. Vavunia	390	0	390	4	0	4
B.H. Marawila	831	1	832	6	0	6
S.J.Pura TH	2650	2	2650	285	0	285
BH Theldeniya	171	0	171	8	0	8
BH Tangalle	156	1	157	14	0	14
NIMH	1262	0	1262	46	0	46
Total	Incorrect to total as transfers counts in both the institutions		1609	0	1609	

Hospital distribution of COVID 19 diagnosed patients						
	Inward Today 10am			Discharged during last		
	SL	Forei	Total	SL	Forei	Total
NIID	158	0	158	20	0	20
BH Welikanda	85	0	85	2	0	2
Iranawila Hospital	110	0	110	1	0	1
BH Minuwangoda	46	0	46	0	0	0
Colombo East Base Hospital	118	0	118	10	0	10
TH Anuradhapura	53	0	53	45	0	45
Neville F'do hospital	508	0	508	0	0	0
DGH Hambanthota	218	0	218	0	0	0
DH Rambukkana	69	0	69	9	0	9
Kamburugamuwa	229	0	229	19	0	19
Kathankudy Hospital	82	0	82	7	0	7
BH Theldeniya	116	0	116	1	0	1
BH Homagama	179	0	179	8	0	8
BH Galgamuwa	0	0	0	0	0	0
BH Hingurakgoda	200	0	200	28	0	28
DH Abanpola	39	0	39	5	0	5
DH Lunawa	66	0	66	9	0	9
DH Ingiriya	29	0	29	1	0	1
DH Kosgama	66	0	66	9	0	9
DH Dankotuwa	72	0	72	9	0	9
DH Divulapitiya	101	0	101	11	0	11
DH Laggala Pallegama	107	0	107	22	0	22
DH Dompe	25	0	25	2	0	2
DH Pimbura	57	0	57	2	0	2
DH Karadiyanaru	88	0	88	0	0	0
DH Radawana	32	0	32	1	0	1
Ichchilampattu Hospital	59	0	59	16	0	16
DH Padiyathalawa	25	0	25	24	0	24
NHRD (Wellsara)	23	0	23	8	0	8
DH Palamune	64	0	64	0	0	0
DH Undugoda	109	0	109	14	0	14
DH Narammala	59	0	59	3	0	3
DH Iththevana	22	0	22	8	0	8
DH Mathugama	62	0	62	0	0	0
DH Bandaragama	33	0	33	2	0	2
DH Nochiyagama	20	0	20	0	0	0
DH Nawagamuwa	26	0	26	4	0	4
DH Bandarawela	42	0	42	0	0	0
DH Haguranketha	12	0	12	14	0	14
DH Beligala	44	0	44	10	0	10
DH Katugasthota	15	0	15	10	0	10
Army Hospital Panagoda	61	0	61	0	0	0
SLAF BH Katunayake	54	0	54	7	0	7
NIMH	16	0	16	0	0	0
Galuwapokuna Treat. Centre	95	0	95	10	0	10
Kandakadu treatment Centre	0	0	0	0	0	0
Gallela treatment Centre	32	0	32	0	0	0
Punani treatment Centre	545	0	545	86	0	86
Embilipitiya treatment Centre	197	0	197	14	0	14
Kahagolla treat. Centre	116	0	116	60	0	60
Samanalawewa treatment Centre	0	0	0	0	0	0
Rehabilitation Centre Ampara	186	0	186	3	0	3
Kahawatta treat. Centre	244	0	244	0	0	0
Wathupitiwela Treat. Centre	81	0	81	6	0	6
Bingiriya treat. Centre	512	0	512	87	0	87
Rambukkana treat. Centre	245	0	245	68	0	68
Polgolla treatment Centre	0	0	0	0	0	0
Yakkala treatment Centre	109	0	109	23	0	23
Kopai treatment Centre	328	0	328	10	0	10
Police training school Kalutara	0	0	0	0	0	0
Karadeniya treatment Centre	132	0	132	23	0	23
Panideniya treat. Centre	291	0	291	67	0	67
Darga town treatment Centre	156	0	156	0	0	0
BH Warakapola	198	0	198	31	0	31
Krishnapuram Treatment Center – Kilinochchi	124	0	124	17	0	17
Dambadeniya Treat. Centre	328	0	328	25	0	25
Hikkaduwa Treat. Centre	194	0	194	20	0	20
Weligama Treat. Centre	75	0	75	0	0	0
Giriulla Treat. Centre	400	0	400	60	0	60
Bidunwewa Treat. Centre	103	0	103	14	0	14
Koggala Beach Hotel	275	0	275	49	0	49
Hikkaduwa Super Corel-ICC	0	0	0	0	0	0
Habaraduwa treat. Centre	57	0	57	0	0	0
Hanthona treat. Centre	74	0	74	0	0	0
Kundasale treat. centre	92	0	92	0	0	0
Punani Brandix treat. Rx Centre	212	0	212	16	0	16

