



Epidemiology Unit

Ministry of Health & Indigenous Medical Services

231, De Saram Place, Colombo 10, Sri Lanka

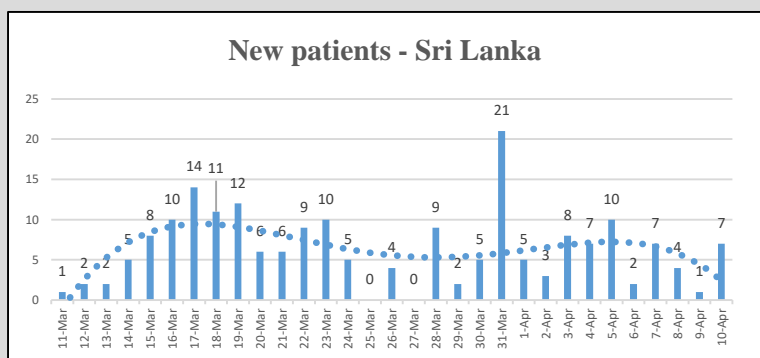
Tele: (+94 11) 2695112, 2681548, 4740490, 4740491, 4740492 Fax: (+94 11) 2696583 E-mail: chepid@stnet.lk, epidunit@stnet.lk Web: www.epid.gov.lk

Coronavirus disease 2019 (COVID-19) - Situation Report – 11.04.2020 – 10.00am

An outbreak of pneumonia of unknown reason was first reported on 31st December 2019 from Wuhan City in Hubei Province of China. On 7th Jan 2020, it was diagnosed as “Novel Corona Virus”. On 30/01, WHO has declared it as a Public Health Emergency of International Concern (PHEIC). On 11/02/2020 the WHO renamed the disease as COVID-19 and on 11/03/2020 declared as pandemic. The incubation period is reported as 2-14 days.

Local Situation

Total Number Confirmed	197*
Total Number Recovered	54
Total Number of Deaths	7
Confirmed and hospitalized - today 10am	136**
Suspected and hospitalized - today 10am	165#

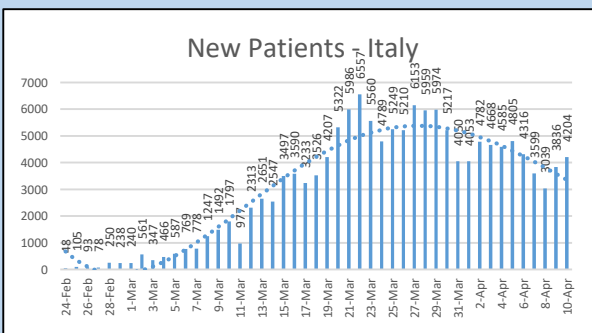
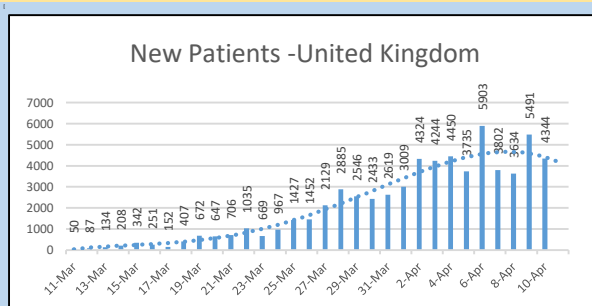
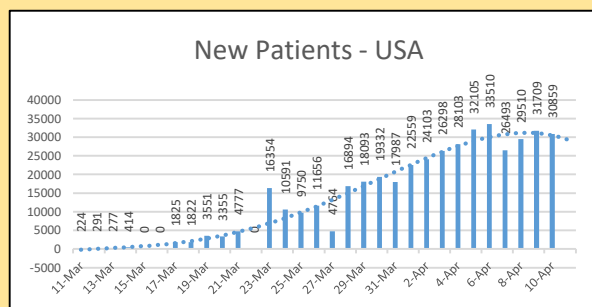
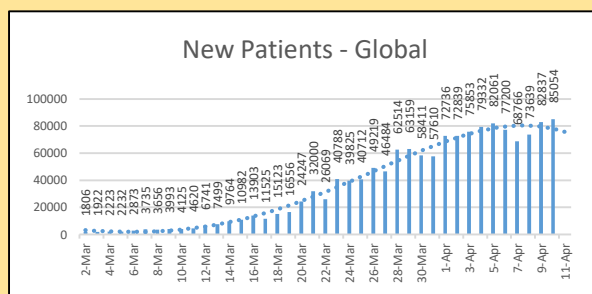


Details of COVID 19 diagnosed patients – Last 24H				
Number inward as at yesterday-10 am	COVID 19 Positive - last 24H	Recovered and discharged from the hospital - last 24H	Number of deaths - last 24H	Number inward as at today-10 am
133	7	4	0	136**

	Inward Today 10am			Discharged during last 24H		
	SL	Foreign	Total	SL	Foreign	Total
NIID	85	1	86	4	0	4
BH Welikanda	17	0	17	0	0	0
Colombo East Base Hospital	27	0	27	0	0	0
In the process of sending to a treatment center	6	0	6			
Total	135	1	136**	4	0	4

Global Situation

- 1,521,252 – Laboratory_confirmed cases
 - 92,798 - deaths
 - Patients from 210 countries/territories
- Ref. WHO situation report - 10/04/2020



Number of COVID -19 suspected patients – 165 [#]						
Hospital	Total suspected up to now			Today 10am		
	SL	Forei.	Total	SL	Forei.	Total
NIID	601	74	675	7	0	7
NHSL	231	9	240	3	0	3
TH Ragama	325	4	329	12	0	12
TH Karapitiya	217	17	234	0	0	0
TH A'pura	151	2	153	1	0	1
TH Kurun.	196	1	197	3	0	3
TH Jaffna	60	2	62	0	0	0
NH Kandy	102	6	108	2	0	2
TH Battico.	67	0	67	2	0	2
DGH Gampaha	224	4	228	4	0	4
DGH Negombo	326	13	339	10	0	10
TH Rathn.	162	0	162	18	0	18
PGH Badulla	39	1	40	1	0	1
LRH	39	0	39	0	0	0
DMH	22	0	22	2	0	2
DGH Polon'wa	132	6	138	5	0	5
TH Kalubowila	105	0	105	13	0	13
Castle St TH	21	0	21	0	0	0
BH Ham'thota	124	1	125	3	0	3
BH Mona'gala	55	0	55	1	0	1
BH Welikanda	52	1	53	19	0	19
DGH Kaluthara	249	0	249	8	0	8
Chest H. Welisara	11	0	11	1	0	1
Colombo East Base Hospital	15	0	15	2	0	2
BH Homagama	171	4	175	19	0	19
Dr Neville F. Ho	40	0	40	2	0	2
G.H. Chilaw	297	0	297	1	0	1
G.H. Matara	35	2	37	0	1	1
KDU Hospital	21	0	21	2	0	2
G.H. Vavunia	47	0	47	3	0	3
B.H. Marawila	39	0	39	0	0	0
S.J.Pura TH	202	0	202	19	0	19
B.H. Beruwala	1	0	1	1	0	1
Total	Incorrect to total as transfers counts in both the institutions			164	1	165[#]

Source : Epidemiology Unit, Disease Surveillance System

District Distribution of Confirmed Patients	
DISTRICT	Count
COLOMBO	45
PUTTALAM	34
KALUTARA	27
GAMPAHA	22
KANDY	7
JAFFNA	7
RATNAPURA	5
KURUNEGALA	3
MATARA	2
GALLE	1
KEGALLE	1
BATTICOLOA	1
BADULLA	1
KALMUNAI	1
MATALE	0
NUWARAELIYA	0
HAMBANTOTA	0
KILINCHCHI	0
MANNAR	0
VAVUNIA	0
MULLATIVU	0
AMPARA	0
TRINCOMALEE	0
ANURADHAPURA	0
POLONNARUWA	0
MONERAGALA	0
QUARANTINE CENTERS	37
FOREIGNERS	3
Total	197*