



## Epidemiology Unit Ministry of Health

231, De Saram Place, Colombo 10, Sri Lanka

Tel: (+94 11) 2695112, 2681548, 4740490, 4740491, 4740492 Fax: (+94 11) 2696583 E-mail: [chepid@slt.net.lk](mailto:chepid@slt.net.lk), [epidunit@slt.net.lk](mailto:epidunit@slt.net.lk) Web: [www.epid.gov.lk](http://www.epid.gov.lk)

### Coronavirus disease 2019 (COVID-19) - Situation Report – 10.06.2021– 10 a.m.

An outbreak of pneumonia of unknown reason was first reported on 31<sup>st</sup> December 2019 from Wuhan City in Hubei Province of China. On 7<sup>th</sup> Jan 2020, it was diagnosed as “Novel Corona Virus”. On 30/01, WHO has declared it as a Public Health Emergency of International Concern (PHEIC). On 11/02/2020 the WHO renamed the disease as COVID-19 and on 11/03/2020 declared as pandemic. The incubation period is reported as 2-14 days.

Patients identified in last 24H		
<b>Total Confirmed</b>	<b>2735</b>	
Returnees (+ close contacts) from other countries	Sri Lankans	13
	Foreigners	6
Kandakadu Rehab. Center detainees and their contacts	0	
Hospital samples (admitted with clinical signs/symptoms)	0	
New Year Cluster	2693	
Prison cluster	23	

Details of COVID 19 diagnosed patients – Last 24H				
Number inward as at yesterday-10 am	COVID 19 Positive – last 24H	Discharged from the hospital – last 24H	Number of deaths – last 24H	Number inward/waiting to admit as at today-10 am
<b>28391</b>	<b>2735</b>	<b>1811</b>	<b>67</b>	<b>29248</b>

#### Local Situation

Total Number Confirmed		<b>213396</b>
Imported Cases (Returnees from other countries)	Foreigners	324
	Sri Lankans	4541
Local Cases	Navy & their close contacts	950
	Kandakadu cluster & their close contacts	651
	Minuwangoda Cluster	3059
	Fish Market\ Harbour Cluster	82785
	Prison cluster	6530
	New Year Cluster	114243
Others	313	



<b>Total Number Confirmed</b>	<b>213396</b>
Total Number Recovered	182238
Total Number of Deaths	1910
Hospitalized/waiting to admit – today 10 am	29248

<b>Suspected and hospitalized – today 10 am</b>	<b>1300</b>
---	-------------

COVID-19 Vaccination	1 <sup>st</sup> Dose	2 <sup>nd</sup> Dose
Covishield Vaccine	925242	354651
Sinopharm Vaccine	1099092	6994
Sputnik V	64986	-

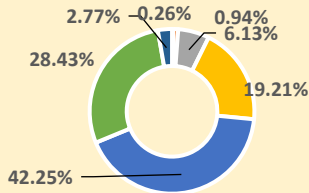
Country	Cumulative Cases per 1 million population	COVID-19 deaths per 1 million population
Sri Lanka	9788	87
India	20876	251
Singapore	10751	6
Australia	1183	36
South East Asian Region	16155	210

District	1 <sup>st</sup> Wave	2 <sup>nd</sup> Wave	3 <sup>rd</sup> Wave	Total
Colombo	174	32123	21370	53667
Gampaha	51	18483	17871	36405
Kalutara	72	6986	16024	23082
Kandy	19	5710	5642	11371
Kurunagala	30	3191	7630	10851
Galle	4	2645	6469	9118
Ratnapura	9	3654	4850	8513
Matara	4	1544	3533	5081
Matale	5	1214	3294	4513
Nuwara Eliya	2	1259	3776	5037
Kegalle	10	1770	2306	4086
Jaffna	16	1441	2266	3723
Badulla	4	1358	2442	3804
Puttalam	39	1024	2152	3215
Anuradhapura	31	820	2183	3034
Hambantota	3	710	1982	2695
Trincomalee	4	651	1767	2422
Monaragala	6	545	1697	2248
Polonnaruwa	10	475	1359	1844
Ampara	9	498	998	1505
Kalmunai	18	1296	175	1489
Batticaloa	1	699	1005	1705
Vavuniya	2	623	482	1107
Mullaitivu	0	278	661	939
Kilinochchi	0	250	757	1007
Mannar	0	379	236	615

<b>COVID 19 Deaths</b>	<b>1910</b>
	1128
	782

**Age distribution of deaths**

- < 15
- 16 - 30
- 31 - 45
- 46 - 60
- 61 - 75
- 76 - 90
- >90



**Number of COVID -19 suspected patients - 1300**

Hospital	Total suspected up to now			Today 10am		
	SL	Forei.	Total	SL	Forei.	Total
NIID	1458	76	1534	11	0	11
NHSL	48030	16	48046	148	0	148
TH Ragama	7029	5	7034	143	0	143
TH Karapitiya	2494	27	2521	96	0	96
TH A'pura	3959	2	3961	12	0	12
TH Kurun.	3735	1	3736	7	0	7
TH Jaffna	863	2	865	21	0	21
NH Kandy	2767	6	2773	34	0	34
TH Batti.	1146	0	1146	65	0	65
DGH Gampaha	2063	4	2067	0	0	0
DGH Negombo	3343	15	3358	69	0	69
TH Rathn.	1911	0	1911	61	0	61
PGH Badulla	1172	2	1174	57	0	57
LRH	718	0	718	21	0	21
DMH	2909	1	2910	15	0	15
DGH Polon'wa	3379	6	3385	8	0	8
TH Kalubowila	6879	5	6884	6	0	6
Castle St TH	929	0	929	17	0	17
BH Hambanthota	391	2	393	0	0	0
BH Mona'gala	1056	0	1056	7	0	7
BH Welikanda	69	1	70	0	0	0
DGH Kaluthara	3977	2	3979	132	0	132
Chest H. Welisara	3046	2	3048	16	0	16
Colombo East Base	408	0	408	5	0	5
G.H. Chilaw	8693	1	8694	21	0	21
G.H. Matara	241	2	243	0	0	0
KDU Hospital	20524	0	20524	57	0	57
G.H. Vavunia	429	0	429	12	0	12
B.H. Marawila	954	1	955	3	0	3
S.J.Pura TH	32455	2	32457	194	0	194
BH Theldeniya	175	0	175	6	0	6
BH Tangalle	235	1	236	7	0	7
NIMH	1456	0	1456	49	0	49
<b>Total</b>	<b>Incorrect to total as transfers counts in both the</b>			<b>1300</b>	<b>0</b>	<b>1300</b>

Source: Epidemiology Unit, Disease Surveillance System

