



Epidemiology Unit

Ministry of Health

231, De Saram Place, Colombo 10, Sri Lanka

Tele: (+94 11) 2695112, 2681548, 4740490, 4740491, 4740492 Fax: (+94 11) 2696583 E-mail: chepid@slt.net.lk, epidunit@slt.net.lk Web: www.epid.gov.lk



Coronavirus disease 2019 (COVID-19) - Situation Report – 10.1.2023 – 10 a.m

An outbreak of pneumonia of unknown reason was first reported on 31st December 2019 from Wuhan City in Hubei Province of China. On 7th Jan 2020, it was diagnosed as “Novel Corona Virus”. On 30/01, WHO has declared it as a Public Health Emergency of International Concern (PHEIC). On 11/02/2020 the WHO renamed the disease as COVID-19 and on 11/03/2020 declared as pandemic. The incubation period is reported as 2-14 days.

New Cases reported for the last 24 Hrs **8**



Number inward/waiting to admit/home based as at yesterday- 10 am	COVID 19 Positive – last 24H	Discharged from the hospital /home– last 24H	Number of deaths reported – last 24H	Number inward/waiting to admit/home-based as at today-10 am
32	8	3	1	36

Local Situation

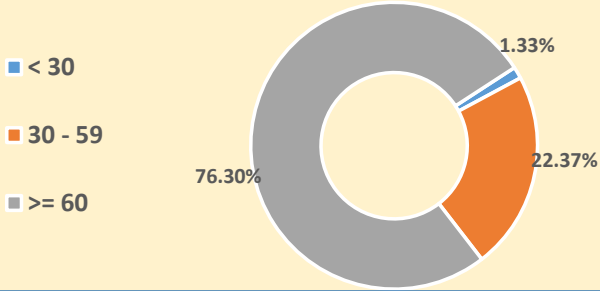
Total Number Confirmed		671937
Imported Cases (Returnees from other countries)	Foreigners	328
	Sri Lankans	7242
Local Cases	Navy & their close contacts	950
	Kandakadu cluster & their close contacts	651
	Minuwangoda Cluster	3059
	Fish Market\ Harbour Cluster	82785
	Prison cluster	9154
	New Year Cluster	483090
	From January 1 st 2022 to date	84365
	Others	313

Total Number Confirmed	671937
Total Number Recovered	655081
Total Number of Deaths	16820
Hospitalized/waiting to admit/ home-based – today 10 am	36
Suspected – today 10 am	3

COVID-19 Vaccination				
AstraZeneca Vaccine				
	1st dose	1,479,631		
	2nd dose	1,418,593		
Sinopharm Vaccine				
	1st dose	12,054,824		
	2nd dose	11,267,138		
Sputnik V				
	1st dose	159,110		
	2nd dose	155,812		
Pfizer				
	1st dose	2,645,395		
	2nd dose	1,123,923		
	1st Booster dose	8,220,002		
	2nd Booster dose	202,571		
Moderna				
	1st dose	804,801		
	2nd dose	787,361		
**COVID-19 - PCR Positives				
District	1 st wave	2 nd wave	3 rd wave	Total
Colombo	174	32123	111909	144206
Gampaha	51	18483	97202	115736
Kalutara	72	6986	51688	58746
Kandy	19	5710	16746	22475
Kurunagala	30	3191	28376	31597
Galle	4	2645	43222	45871
Ratnapura	9	3654	20099	23762
Matara	4	1544	21785	23333
Matale	5	1214	14368	15587
Nuwara Eliya	2	1259	11081	12342
Kegalle	10	1770	11702	13482
Jaffna	16	1441	10893	12350
Badulla	4	1358	13289	14651
Puttalam	39	1024	14327	15390
Anuradhapura	31	820	14249	15100
Hambantota	3	710	19495	20208
Trincomalee	4	651	3732	4387
Monaragala	6	545	14765	15316
Polonnaruwa	10	475	4784	5269
Ampara	9	498	13569	14076
Kalmunai	18	1296	3913	5227
Batticaloa	1	699	9194	9894
Vavuniya	2	623	3042	3667
Mullaitivu	0	278	2018	2296
Kilinochchi	0	250	9777	10027
Mannar	0	379	2150	2529

COVID 19 Deaths		16820
		9482
		7338

Age Distribution of Deaths



Number of COVID -19 suspected patients reported for the last 24 hours 3

Hospital	Today 10am		
	SL	Forei.	Total
NIID	0	0	0
NHSL	1	0	1
TH Ragama	0	0	0
TH Karapitiya	0	0	0
TH A'pura	0	0	0
TH Kurun.	0	0	0
TH Jaffna	0	0	0
NH Kandy	0	0	0
TH Batt.	0	0	0
DGH Gampaha	1	0	1
DGH Negombo	0	0	0
TH Rathn.	0	0	0
PGH Badulla	0	0	0
LRH	0	0	0
DMH	0	0	0
DGH Polon'wa	0	0	0
TH Kalubowila	0	0	0
Castle St TH	0	0	0
BH Hambanthota	0	0	0
BH Mona'gala	0	0	0
BH Welikanda	0	0	0
DGH Kaluthara	0	0	0
Chest H. Welisara	0	0	0
Colombo East Base Hospital	0	0	0
G.H. Chilaw	0	0	0
G.H. Matara	0	0	0
KDU Hospital	0	0	0
G.H. Vavunia	0	0	0
B.H. Marawila	0	0	0
S.J.Pura TH	0	0	0
BH Theldeniya	0	0	0
BH Tangalle	0	0	0
NIMH	1	0	1
Total	3	0	3

