



Epidemiology Unit

Ministry of Health

231, De Saram Place, Colombo 10, Sri Lanka

Tele: (+94 11) 2695112, 2681548, 4740490, 4740491, 4740492 Fax: (+94 11) 2696583 E-mail: chepid@slt.net.lk, epidunit@slt.net.lk Web: www.epid.gov.lk

Coronavirus disease 2019 (COVID-19) - Situation Report – 9.4.2022 – 10 a.m

An outbreak of pneumonia of unknown reason was first reported on 31st December 2019 from Wuhan City in Hubei Province of China. On 7th Jan 2020, it was diagnosed as “Novel Corona Virus”. On 30/01, WHO has declared it as a Public Health Emergency of International Concern (PHEIC). On 11/02/2020 the WHO renamed the disease as COVID-19 and on 11/03/2020 declared as pandemic. The incubation period is reported as 2-14 days.

New Cases reported for the last 24 Hrs 80

Number inward/waiting to admit/home based as at yesterday- 10 am	COVID 19 Positive – last 24H	Discharged from the hospital /home– last 24H	Number of deaths reported – last 24H	Number inward/waiting to admit/home-based as at today-10 am
3449	80	5	1	3523

Local Situation

Total Number Confirmed		662505
Imported Cases (Returnees from other countries)	Foreigners	328
	Sri Lankans	7242
Local Cases	Navy & their close contacts	950
	Kandakadu cluster & their close contacts	651
	Minuwangoda Cluster	3059
	Fish Market\ Harbour Cluster	82785
	Prison cluster	9154
	New Year Cluster	483090
	From January 1 st 2022 to date	74933
	Others	313



Total Number Confirmed	662505
Total Number Recovered	642493
Total Number of Deaths	16489
Hospitalized/waiting to admit/ home-based – today 10 am	3523
Suspected – today 10 am	332

COVID-19 Vaccination

AstraZeneca Vaccine	
1st dose	1,479,631
2nd dose	1,418,593
Sinopharm Vaccine	
1st dose	12,048,478
2nd dose	11,177,234
Sputnik V	
1st dose	159,110
2nd dose	155,812
Pfizer	
1st dose	2,526,443
2nd dose	895,731
Booster dose	7,904,675
Moderna	
1st dose	804,801
2nd dose	787,361

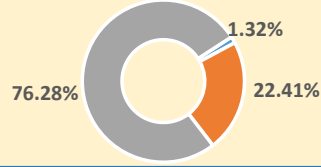
**COVID-19 - PCR Positives

District	1 st wave	2 nd wave	3 rd wave	Total
Colombo	174	32123	106649	138946
Gampaha	51	18483	95781	114315
Kalutara	72	6986	51139	58197
Kandy	19	5710	16446	22175
Kurunagala	30	3191	28254	31475
Galle	4	2645	42896	45545
Ratnapura	9	3654	20020	23683
Matara	4	1544	21584	23132
Matale	5	1214	14305	15524
Nuwara Eli ya	2	1259	11059	12320
Kegalle	10	1770	11617	13397
Jaffna	16	1441	10871	12328
Badulla	4	1358	13264	14626
Puttalam	39	1024	14099	15162
Anuradhapura	31	820	14191	15042
Hambantota	3	710	19331	20044
Trincomalee	4	651	3722	4377
Monaragala	6	545	14667	15218
Polonnaruwa	10	475	4762	5247
Ampara	9	498	13563	14070
Kalmunai	18	1296	3910	5224
Batticaloa	1	699	9169	9869
Vavuniya	2	623	3039	3664
Mullaitivu	0	278	1986	2264
Kilinochchi	0	250	9752	10002
Mannar	0	379	2147	2526

COVID 19 Deaths	16489
	9304
	7185

Age Distribution of Deaths

- < 30
- 30 - 59
- >= 60



Number of COVID -19 suspected patients reported for the last 24 hours 332

Hospital	Today 10am		
	SL	Forei.	Total
NIID	2	0	2
NHSL	73	0	73
TH Ragama	35	0	35
TH Karapitiya	45	0	45
TH A'pura	0	0	0
TH Kurun.	4	0	4
TH Jaffna	0	0	0
NH Kandy	1	0	1
TH Batti.	0	0	0
DGH Gampaha	6	0	6
DGH Negombo	0	0	0
TH Rathn.	0	0	0
PGH Badulla	0	0	0
LRH	2	0	2
DMH	1	0	1
DGH Polon'wa	0	0	0
TH Kalubowila	0	0	0
Castle St TH	21	0	21
BH Hambanthota	0	0	0
BH Mona'gala	4	0	4
BH Welikanda	0	0	0
DGH Kaluthara	2	0	2
Chest H. Welisara	8	0	8
Colombo East Base Hospital	0	0	0
G.H. Chilaw	2	0	2
G.H. Matara	0	0	0
KDU Hospital	56	0	56
G.H. Vavunia	7	0	7
B.H. Marawila	0	0	0
S.J.Pura TH	58	0	58
BH Theldeniya	0	0	0
BH Tangalle	0	0	0
NIMH	5	0	5
Total	332	0	332

