



Epidemiology Unit Ministry of Health

231, De Saram Place, Colombo 10, Sri Lanka

Tel: (+94 11) 2695112, 2681548, 4740490, 4740491, 4740492 Fax: (+94 11) 2696583 E-mail: chepid@slt.net.lk, epidunit@slt.net.lk Web: www.epid.gov.lk

Coronavirus disease 2019 (COVID-19) - Situation Report – 09.04.2021– 10 a.m.

An outbreak of pneumonia of unknown reason was first reported on 31st December 2019 from Wuhan City in Hubei Province of China. On 7th Jan 2020, it was diagnosed as “Novel Corona Virus”. On 30/01, WHO has declared it as a Public Health Emergency of International Concern (PHEIC). On 11/02/2020 the WHO renamed the disease as COVID-19 and on 11/03/2020 declared as pandemic. The incubation period is reported as 2-14 days.

Patients identified in last 24H	
Total Confirmed	343
Returnees (+ close contacts) from other countries	Sri Lankans 33 Foreigners 1
Kandakadu Rehab. Center detainees and their contacts	0
Hospital samples (admitted with clinical signs/symptoms)	0
Sub clusters related to Peliyagoda cluster	303
Prison cluster	6

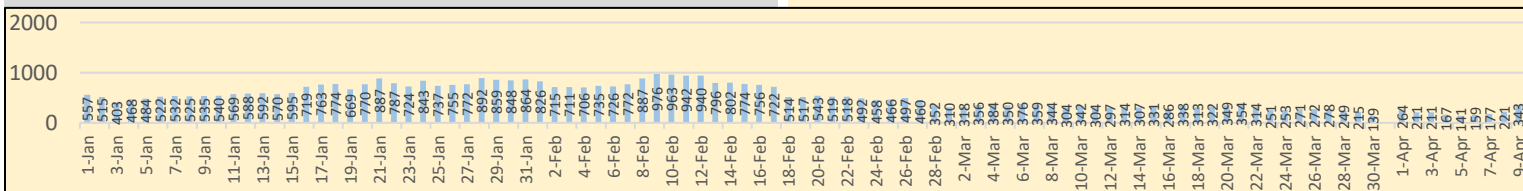
Details of COVID 19 diagnosed patients – Last 24H				
Number inward as at yesterday-10 am	COVID 19 Positive - last 24H	Discharged from the hospital - last 24H	Number of deaths - last 24H	Number inward as at today-10 am
2358	343	228	2	2471

Local Situation

Total Number Confirmed		94336
Imported Cases (Returnees from other countries)	Foreigners	236
	Sri Lankans	2845
Local Cases	Navy & their close contacts	950
	Kandakadu cluster & their close contacts	651
	Sub clusters related to Minuwangoda/Peliyagoda/ Prison cluster	89341
	Others	313

Total Number Confirmed	94336
Total Number Recovered	91272
Total Number of Deaths	593
Confirmed and hospitalized - today 10 am	2471

Suspected and hospitalized - today 10 am	302
---	------------





COVID-19 Total Vaccinated	925082
---------------------------	--------

Country	Cumulative Cases per 1 million population	COVID-19 deaths per 1 million population
Sri Lanka	4327	27
India	9047	119
Singapore	10336	5
Australia	1151	36
South East Asian Region	7526	110

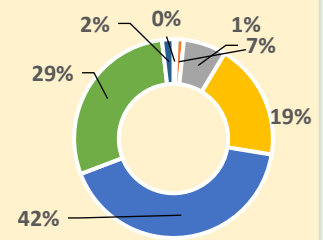
HEALTH DISTRICT	Count
COLOMBO	30116
GAMPAHA	18553
PUTTALAM	1255
KALUTARA	6742
ANURADHAPURA	654
KANDY	4224
KURUNEGALA	2662
POLONNARUWA	240
JAFFNA	976
RATNAPURA	2981
KEGALLE	1710
MONERAGALA	636
KALMUNAI	1292
MATALE	1063
GALLE	2498
AMPARA	332
BADULLA	1558
MATARA	1817
BATTICOLOA	590
HAMBANTOTA	737
VAVUNIA	431
TRINCOMALEE	553
NUWARAELIYA	1388
KILINOCHCHI	134
MANNAR	287
MULLATIVU	60

Note: Considered only the individuals who contracted the disease from the districts

COVID 19 Deaths	593
	372
	221

Age distribution of deaths

- < 15
- 16 - 30
- 31 - 45
- 46 - 60
- 61 - 75
- 76 - 90
- >90



Number of COVID -19 suspected patients -302						
Hospital	Total suspected up to			Today 10am		
	SL	Forei.	Total	SL	Forei.	Total
NIID	1355	76	1431	4	0	4
NHSL	35290	16	35306	0	0	0
TH Ragama	4058	5	4063	18	0	18
TH Karapitiya	1145	27	1172	1	0	1
TH A'pura	2714	2	2716	0	0	0
TH Kurun.	2099	1	2100	8	0	8
TH Jaffna	534	2	536	1	0	1
NH Kandy	1932	6	1938	7	0	7
TH Batti.	683	0	683	5	0	5
DGH Gampaha	1174	4	1178	0	0	0
DGH Negombo	2492	15	2507	14	0	14
TH Rathn.	1130	0	1130	3	0	3
PGH Badulla	519	2	521	4	0	4
LRH	482	0	482	0	0	0
DMH	2660	1	2661	5	0	5
DGH Polon'wa	2148	6	2154	0	0	0
TH Kalubowila	2053	5	2058	7	0	7
Castle St TH	808	0	808	0	0	0
BH Hambanthota	385	2	387	0	0	0
BH Mona'gala	653	0	653	6	0	6
BH Welikanda	69	1	70	0	0	0
DGH Kaluthara	1513	2	1515	1	0	1
Chest H. Welisara	2325	2	2327	38	0	38
Colombo East Base	318	0	318	2	0	2
G.H. Chilaw	7187	1	7188	7	0	7
G.H. Matara	241	2	243	0	0	0
KDU Hospital	14488	0	14488	57	0	57
G.H. Vavunia	361	0	361	0	0	0
B.H. Marawila	720	1	721	2	0	2
S.J.Pura TH	19072	2	19074	76	0	76
BH Theldeniya	158	0	158	4	0	4
BH Tangalle	93	1	94	0	0	0
NIMH	1056	0	1056	32	0	32
Total	Incorrect to total as transfers counts in both the institutions			302	0	302

Source: Epidemiology Unit, Disease Surveillance System

Hospital	Inward Today 10am			Discharged during last		
	SL	Forei	Total	SL	Foreig	Total
NIID	84	0	84	3	0	3
BH Welikanda	31	0	31	0	0	0
Iranawila Hospital	21	0	21	2	0	2
BH Minuwangoda	22	0	22	1	0	1
Colombo East Base Hospital	44	0	44	0	0	0
TH Anuradhapura	32	0	32	2	0	2
Neville F'do hospital	69	0	69	0	0	0
DGH Hambanthota	57	0	57	12	0	12
DH Rambukkana	0	0	0	0	0	0
Kamburugamuwa	22	0	22	2	0	2
Kathankudy Hospital	3	0	3	0	0	0
BH Theldeniya	14	0	14	2	0	2
BH Homagama	56	0	56	12	0	12
BH Galgamuwa	0	0	0	0	0	0
DH Abanpola	13	0	13	0	0	0
DH Lunawa	48	0	48	1	0	1
DH Ingiriya	9	0	9	0	0	0
DH Kosgama	18	0	18	0	0	0
DH Dankotuwa	10	0	10	0	0	0
DH Divulapitiya	38	0	38	6	0	6
DH Laggala Pallegama	24	0	24	10	0	10
DH Dompe	5	0	5	2	0	2
DH Pimbura	14	0	14	0	0	0
DH Karadiyanaru	16	0	16	9	0	9
DH Radawana	11	0	11	4	0	4
Ichchilampattu Hospital	15	0	15	1	0	1
DH Padiyathalawa	0	0	0	0	0	0
NHRD (Welisara)	0	0	0	0	0	0
DH Palamune	3	0	3	0	0	0
DH Udugoda	0	0	0	0	0	0
DH Narammala	18	0	18	2	0	2
DH Iththepana	0	0	0	0	0	0
DH Mathugama	7	0	7	0	0	0
DH Bandaragama	2	0	2	0	0	0
DH Nochchiyagama	6	0	6	0	0	0
DH Nawagamuwa	1	0	1	0	0	0
DH Bandarawela	0	0	0	0	0	0
DH Haguranketha	5	0	5	2	0	2
Army Hospital Panagoda	1	0	1	0	0	0
SLAF BH Katunayake	2	0	2	0	0	0
NIMH	10	0	10	0	0	0
Kandakadu treatment Centre	0	0	0	0	0	0
Gallela treatment Centre	0	0	0	0	0	0
Punani treatment Centre	0	0	0	0	0	0
Embilipitiya treatment Centre	114	0	114	11	0	11
Kahagolla treat. Centre	11	0	11	2	0	2
Samanalawewa treatment Centre	0	0	0	0	0	0
Rehabilitation Centre Ampara	10	0	10	9	0	9
Kahawatta treat. Centre	0	0	0	0	0	0
Wathupitiwela Treat. Centre	18	0	18	9	0	9
Bingiriya treat. Centre	80	0	80	16	0	16
Rambukkana treat. Centre	9	0	9	3	0	3
Polgolla treatment Centre	33	0	33	3	0	3
Yakkala treatment Centre	30	0	30	8	0	8
Kopai treatment Centre	283	0	283	48	0	48
Police training school Kalutara	0	0	0	0	0	0
Karadeniya treatment Centre	0	0	0	0	0	0
Panideniya treat. Centre	31	0	31	4	0	4
Darga town treatment Centre	8	0	8	1	0	1
BH Warakapola	45	0	45	8	0	8
Krishnapuram Treatment Center - Kilinochchi	98	0	98	15	0	15
Damba'eniya Treat. Centre	25	0	25	0	0	0
Hikkaduwa Treat. Centre	51	0	51	0	0	0
Weligama Treat. Centre	24	0	24	3	0	3
Giriulla Treat. Centre	85	0	85	8	0	8
Bidunwewa Treat. Centre	17	0	17	4	0	4
Koggala Beach Hotel	29	0	29	3	0	3
Hikkaduwa Super Corel-ICC	0	0	0	0	0	0
Habaraduwa treat. Centre	0	0	0	0	0	0