



Epidemiology Unit Ministry of Health

231, De Saram Place, Colombo 10, Sri Lanka

Tele: (+94 11) 2695112, 2681548, 4740490, 4740491, 4740492 Fax: (+94 11) 2696583 E-mail: chepid@slt.net.lk, epidunit@slt.net.lk Web: www.epid.gov.lk

Coronavirus disease 2019 (COVID-19) - Situation Report -08.12.2021- 10 a.m.

An outbreak of pneumonia of unknown reason was first reported on 31st December 2019 from Wuhan City in Hubei Province of China. On 7th Jan 2020, it was diagnosed as "Novel Corona Virus". On 30/01, WHO has declared it as a Public Health Emergency of International Concern (PHEIC). On 11/02/2020 the WHO renamed the disease as COVID-19 and on 11/03/2020 declared as pandemic. The incubation period is reported as 2-14 days.

Patients identified in last 24H		
Total Confirmed	748	
Returnees (+ close contacts) from other countries	Srilankans	0
	Foreigners	0
New Year Cluster	748	
Prison cluster	0	

Details of COVID 19 diagnosed patients – Last 24H

Number inward as at yesterday-10 am	COVID 19 Positive – last 24H	Discharged from the hospital /home– last 24H	Number of deaths reported – last 24H	Number inward/waiting to admit/home-based as at today-10 am
10828	748	356	21	11199

Local Situation

Total Number Confirmed		569171
Imported Cases (Returnees from other countries)	Foreigners	328
	Sri Lankans	6991
Local Cases	Navy & their close contacts	950
	Kandakadu cluster & their close contacts	651
	Minuwangoda Cluster	3059
	Fish Market\ Harbour Cluster	82785
	Prison cluster	9054
	New Year Cluster	465040
Others	313	
Total Number Confirmed		569171
Total Number Recovered		543467
Total Number of Deaths		14505
Hospitalized/waiting to admit/ home-based – today 10 am		11199
Suspected – today 10 am		2917


COVID-19 Vaccination


AstraZeneca Vaccine	No
1 st dose	1,479,631
2 nd dose	1,418,593
Sinopharm Vaccine	
1 st dose	11,951,811
2 nd dose	10,949,970
Sputnik V	
1 st dose	159,110
2 nd dose	155,812
Pfizer	
1st dose	1,553,142
2 nd dose	464,305
3 rd dose	1,033,791
Moderna	
1st dose	804,801
2nd dose	783,013

COVID-19 - PCR Positives

District	1 st wave	2 nd wave	3 rd wave	Total
Colombo	174	32123	83417	115714
Gampaha	51	18483	80445	98979
Kalutara	72	6986	46168	53226
Kandy	19	5710	14111	19840
Kurunagala	30	3191	24577	27798
Galle	4	2645	33256	35905
Ratnapura	9	3654	16619	20282
Matara	4	1544	14501	16049
Matale	5	1214	12639	13858
Nuwara Eli ya	2	1259	10613	11874
Kegalle	10	1770	10709	12489
Jaffna	16	1441	10064	11521
Badulla	4	1358	11890	13252
Puttalam	39	1024	12430	13493
Anuradhapura	31	820	11236	12087
Hambantota	3	710	13487	14200
Trincomalee	4	651	3624	4279
Monaragala	6	545	12139	12690
Polonnaruwa	10	475	4465	4950
Ampara	9	498	11911	12418
Kalmunai	18	1296	3797	5111
Batticaloa	1	699	8451	9151
Vavuniya	2	623	2909	3534
Mullaitivu	0	278	1746	2024
Kilinochchi	0	250	8129	8379
Mannar	0	379	2074	2453

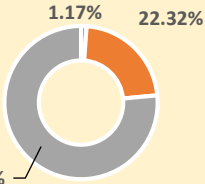
COVID 19 Deaths 14505

 8126

 6379

Age distribution of deaths

- < 30
- 30-59
- >=60



Number of COVID -19 suspected patients reported for the last 24 hours
2917

Hospital	Today 10am		
	SL	Forel.	Total
NIID	2	0	2
NHSL	450	0	450
TH Ragama	396	0	396
TH Karapitiya	498	0	498
TH A'pura	45	0	45
TH Kurun.	30	0	30
TH Jaffna	0	0	0
NH Kandy	79	0	79
TH Batti.	2	0	2
DGH Gampaha	260	0	260
DGH Negombo	12	0	12
TH Rathn.	38	0	38
PGH Badulla	14	0	14
LRH	5	0	5
DMH	5	0	5
DGH Polon'wa	230	0	230
TH Kalubowila	98	0	98
Castle St TH	43	0	43
BH Hambanthota	0	0	0
BH Mona'gala	179	0	179
BH Welikanda	0	0	0
DGH Kaluthara	13	0	13
Chest H. Welisara	14	0	14
Colombo East Base	22	0	22
G.H. Chilaw	39	0	39
G.H. Matara	0	0	0
KDU Hospital	58	0	58
G.H. Vavunia	71	0	71
B.H. Marawila	121	0	121
S.J.Pura TH	131	0	131
BH Theldeniya	1	0	1
BH Tangalle	4	0	4
NIMH	57	0	57
Total	2917	0	2917

