



Epidemiology Unit

Ministry of Health

231, De Saram Place, Colombo 10, Sri Lanka

Tele: (+94 11) 2695112, 2681548, 4740490, 4740491, 4740492 Fax: (+94 11) 2696583 E-mail: chepid@slt.net.lk, epidunit@slt.net.lk Web: www.epid.gov.lk



Coronavirus disease 2019 (COVID-19) - Situation Report – 7.10.2022 – 10 a.m

An outbreak of pneumonia of unknown reason was first reported on 31st December 2019 from Wuhan City in Hubei Province of China. On 7th Jan 2020, it was diagnosed as “Novel Corona Virus”. On 30/01, WHO has declared it as a Public Health Emergency of International Concern (PHEIC). On 11/02/2020 the WHO renamed the disease as COVID-19 and on 11/03/2020 declared as pandemic. The incubation period is reported as 2-14 days.

New Cases reported for the last 24 Hrs **18**

Number inward/waiting to admit/home based as at yesterday- 10 am	COVID 19 Positive – last 24H	Discharged from the hospital /home– last 24H	Number of deaths reported – last 24H	Number inward/waiting to admit/home-based as at today-10 am
60	18	3	0	75

Local Situation

Total Number Confirmed		670838
Imported Cases (Returnees from other countries)	Foreigners	328
	Sri Lankans	7242
Local Cases	Navy & their close contacts	950
	Kandakadu cluster & their close contacts	651
	Minuwangoda Cluster	3059
	Fish Market\ Harbour Cluster	82785
	Prison cluster	9154
	New Year Cluster	483090
	From January 1 st 2022 to date	83266
	Others	313



Total Number Confirmed	670838
Total Number Recovered	653997
Total Number of Deaths	16766
Hospitalized/waiting to admit/ home-based – today 10 am	75
Suspected – today 10 am	7

COVID-19 Vaccination

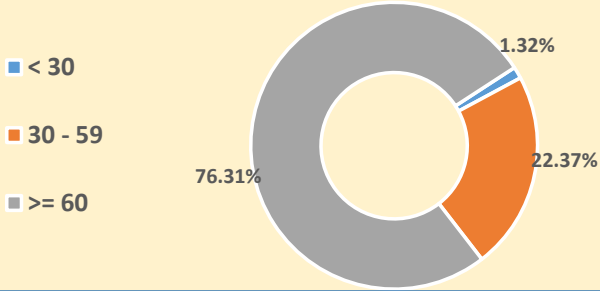
AstraZeneca Vaccine	
1st dose	1,479,631
2nd dose	1,418,593
Sinopharm Vaccine	
1st dose	12,054,662
2nd dose	11,221,535
Sputnik V	
1st dose	159,110
2nd dose	155,812
Pfizer	
1st dose	2,633,581
2nd dose	1,108,834
1st Booster dose	8,180,247
2nd Booster dose	193,409
Moderna	
1st dose	804,801
2nd dose	787,361

**COVID-19 - PCR Positives

District	1 st wave	2 nd wave	3 rd wave	Total
Colombo	174	32123	111317	143614
Gampaha	51	18483	97062	115596
Kalutara	72	6986	51648	58706
Kandy	19	5710	16717	22446
Kurunagala	30	3191	28358	31579
Galle	4	2645	43200	45849
Ratnapura	9	3654	20089	23752
Matara	4	1544	21783	23331
Matale	5	1214	14365	15584
Nuwara Eli ya	2	1259	11081	12342
Kegalle	10	1770	11698	13478
Jaffna	16	1441	10890	12347
Badulla	4	1358	13286	14648
Puttalam	39	1024	14320	15383
Anuradhapura	31	820	14246	15097
Hambantota	3	710	19492	20205
Trincomalee	4	651	3732	4387
Monaragala	6	545	14762	15313
Polonnaruwa	10	475	4779	5264
Ampara	9	498	13567	14074
Kalmunai	18	1296	3913	5227
Batticaloa	1	699	9189	9889
Vavuniya	2	623	3041	3666
Mullaitivu	0	278	2016	2294
Kilinochchi	0	250	9777	10027
Mannar	0	379	2150	2529

COVID 19 Deaths	16766
	9454
	7312

Age Distribution of Deaths



Number of COVID -19 suspected patients reported for the last 24 hours 7

Hospital	Today 10am		
	SL	Forei.	Total
NIID	0	0	0
NHSL	0	0	0
TH Ragama	0	0	0
TH Karapitiya	0	0	0
TH A'pura	0	0	0
TH Kurun.	0	0	0
TH Jaffna	0	0	0
NH Kandy	0	0	0
TH Battli.	0	0	0
DGH Gampaha	1	0	1
DGH Negombo	0	0	0
TH Rathn.	0	0	0
PGH Badulla	0	0	0
LRH	0	0	0
DMH	0	0	0
DGH Polon'wa	0	0	0
TH Kalubowila	0	0	0
Castle St TH	0	0	0
BH Hambanthota	0	0	0
BH Mona'gala	0	0	0
BH Welikanda	0	0	0
DGH Kaluthara	1	0	1
Chest H. Welisara	0	0	0
Colombo East Base Hospital	0	0	0
G.H. Chilaw	0	0	0
G.H. Matara	0	0	0
KDU Hospital	0	0	0
G.H. Vavunia	0	0	0
B.H. Marawila	0	0	0
S.J.Pura TH	0	0	0
BH Theldeniya	0	0	0
BH Tangalle	0	0	0
NIMH	5	0	5
Total	7	0	7

