



Epidemiology Unit

Ministry of Health

231, De Saram Place, Colombo 10, Sri Lanka

Tele: (+94 11) 2695112, 2681548, 4740490, 4740491, 4740492 Fax: (+94 11) 2696583 E-mail: chepid@slt.net.lk, epidunit@slt.net.lk Web: www.epid.gov.lk



Coronavirus disease 2019 (COVID-19) - Situation Report – 7.9.2022 – 10 a.m

An outbreak of pneumonia of unknown reason was first reported on 31st December 2019 from Wuhan City in Hubei Province of China. On 7th Jan 2020, it was diagnosed as “Novel Corona Virus”. On 30/01, WHO has declared it as a Public Health Emergency of International Concern (PHEIC). On 11/02/2020 the WHO renamed the disease as COVID-19 and on 11/03/2020 declared as pandemic. The incubation period is reported as 2-14 days.

New Cases reported for the last 24 Hrs **33**



Number inward/waiting to admit/home based as at yesterday- 10 am	COVID 19 Positive – last 24H	Discharged from the hospital /home– last 24H	Number of deaths reported – last 24H	Number inward/waiting to admit/home-based as at today-10 am
533	33	3	4	559

Local Situation

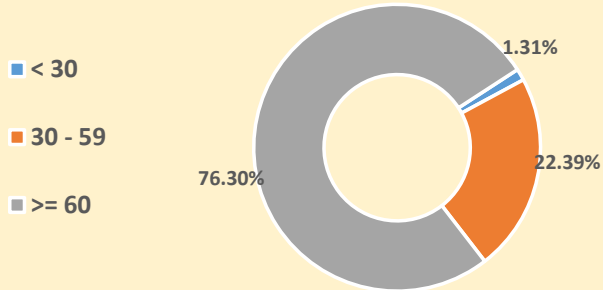
Total Number Confirmed		670251
Imported Cases (Returnees from other countries)	Foreigners	328
	Sri Lankans	7242
Local Cases	Navy & their close contacts	950
	Kandakadu cluster & their close contacts	651
	Minuwangoda Cluster	3059
	Fish Market\ Harbour Cluster	82785
	Prison cluster	9154
	New Year Cluster	483090
	From January 1 st 2022 to date	82679
	Others	313

Total Number Confirmed	670251
Total Number Recovered	652976
Total Number of Deaths	16716
Hospitalized/waiting to admit/ home-based – today 10 am	559
Suspected – today 10 am	45

COVID-19 Vaccination				
AstraZeneca Vaccine				
1st dose				1,479,631
2nd dose				1,418,593
Sinopharm Vaccine				
1st dose				12,049,696
2nd dose				11,184,833
Sputnik V				
1st dose				159,110
2nd dose				155,812
Pfizer				
1st dose				2,620,653
2nd dose				1,051,999
1st Booster dose				8,090,304
2nd Booster dose				171,326
Moderna				
1st dose				804,801
2nd dose				787,361
**COVID-19 - PCR Positives				
District	1 st wave	2 nd wave	3 rd wave	Total
Colombo	174	32123	111020	143317
Gampaha	51	18483	96972	115506
Kalutara	72	6986	51625	58683
Kandy	19	5710	16689	22418
Kurunagala	30	3191	28353	31574
Galle	4	2645	43177	45826
Ratnapura	9	3654	20081	23744
Matara	4	1544	21772	23320
Matale	5	1214	14349	15568
Nuwara Eliya	2	1259	11080	12341
Kegalle	10	1770	11686	13466
Jaffna	16	1441	10886	12343
Badulla	4	1358	13285	14647
Puttalam	39	1024	14309	15372
Anuradhapura	31	820	14240	15091
Hambantota	3	710	19474	20187
Trincomalee	4	651	3732	4387
Monaragala	6	545	14747	15298
Polonnaruwa	10	475	4778	5263
Ampara	9	498	13567	14074
Kalmunai	18	1296	3912	5226
Batticaloa	1	699	9188	9888
Vavuniya	2	623	3040	3665
Mullaitivu	0	278	2010	2288
Kilinochchi	0	250	9776	10026
Mannar	0	379	2148	2527

COVID 19 Deaths	16716
	9431
	7285

Age Distribution of Deaths



Number of COVID -19 suspected patients reported for the last 24 hours 45

Hospital	Today 10am		
	SL	Forei.	Total
NIID	0	0	0
NHSL	3	0	3
TH Ragama	22	0	22
TH Karapitiya	9	0	9
TH A'pura	0	0	0
TH Kurun.	0	0	0
TH Jaffna	0	0	0
NH Kandy	0	0	0
TH Batti.	2	0	2
DGH Gampaha	2	0	2
DGH Negombo	2	0	2
TH Rathn.	3	0	3
PGH Badulla	0	0	0
LRH	0	0	0
DMH	0	0	0
DGH Polon'wa	0	0	0
TH Kalubowila	0	0	0
Castle St TH	0	0	0
BH Hambanthota	0	0	0
BH Mona'gala	0	0	0
BH Welikanda	0	0	0
DGH Kaluthara	0	0	0
Chest H. Welisara	0	0	0
Colombo East Base Hospital	0	0	0
G.H. Chilaw	0	0	0
G.H. Matara	0	0	0
KDU Hospital	0	0	0
G.H. Vavunia	0	0	0
B.H. Marawila	2	0	2
S.J.Pura TH	0	0	0
BH Theldeniya	0	0	0
BH Tangalle	0	0	0
NIMH	0	0	0
Total	45	0	45

