



## Epidemiology Unit Ministry of Health

231, De Saram Place, Colombo 10, Sri Lanka

Tele: (+94 11) 2695112, 2681548, 4740490, 4740491, 4740492 Fax: (+94 11) 2696583 E-mail: [chepid@slt.net.lk](mailto:chepid@slt.net.lk), [epidunit@slt.net.lk](mailto:epidunit@slt.net.lk) Web: [www.epid.gov.lk](http://www.epid.gov.lk)

### Coronavirus disease 2019 (COVID-19) - Situation Report – 07.06.2021– 10 a.m.

An outbreak of pneumonia of unknown reason was first reported on 31<sup>st</sup> December 2019 from Wuhan City in Hubei Province of China. On 7<sup>th</sup> Jan 2020, it was diagnosed as “Novel Corona Virus”. On 30/01, WHO has declared it as a Public Health Emergency of International Concern (PHEIC). On 11/02/2020 the WHO renamed the disease as COVID-19 and on 11/03/2020 declared as pandemic. The incubation period is reported as 2-14 days.

Patients identified in last 24H	
<b>Total Confirmed</b>	<b>2976</b>
Returnees (+ close contacts) from other countries	Sri Lankans 0 Foreigners 0
Kandakadu Rehab. Center detainees and their contacts	0
Hospital samples (admitted with clinical signs/symptoms)	0
New Year Cluster	2932
Prison cluster	44

Details of COVID 19 diagnosed patients – Last 24H				
Number inward as at yesterday-10 am	COVID 19 Positive – last 24H	Discharged from the hospital – last 24H	Number of deaths – last 24H	Number inward/waiting to admit as at today-10 am
<b>26286*</b>	<b>2976</b>	<b>1670</b>	<b>46</b>	<b>27546</b>

\*Discharges of the private hospitals/ITC and prison hospital were deducted.

#### Local Situation

Total Number Confirmed		205333
Imported Cases (Returnees from other countries)	Foreigners	318
	Sri Lankans	4447
Local Cases	Navy & their close contacts	950
	Kandakadu cluster & their close contacts	651
	Minuwangoda Cluster	3059
	Fish Market\ Harbour Cluster	82785
	Prison cluster	6399
	New Year Cluster	106411
Others	313	



<b>Total Number Confirmed</b>	<b>205333</b>
Total Number Recovered	176045
Total Number of Deaths	1742
Hospitalized/waiting to admit – today 10 am	27546

<b>Suspected and hospitalized – today 10 am</b>	<b>1284</b>
---	-------------

COVID-19 Vaccination	1 <sup>st</sup> Dose	2 <sup>nd</sup> Dose
<b>Covishield Vaccine</b>	925242	353302
<b>Sinopharm Vaccine</b>	957959	-
<b>Sputnik V</b>	64986	-

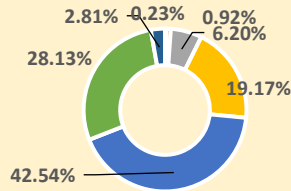
Country	Cumulative Cases per 1 million population	COVID-19 deaths per 1 million population
Sri Lanka	9418	79
India	20214	236
Singapore	10751	5.4
Australia	1180	36
South East Asian Region	15635	199

District	1 <sup>st</sup> Wave	2 <sup>nd</sup> Wave	3 <sup>rd</sup> Wave	Total
Colombo	174	32123	19638	51935
Gampaha	51	18483	16456	34990
Kalutara	72	6986	15168	22226
Kandy	19	5710	5133	10862
Kurunagala	30	3191	7033	10254
Galle	4	2645	6144	8793
Ratnapura	9	3654	4544	8207
Matara	4	1544	3379	4927
Matale	5	1214	3120	4339
Nuwara Eliya	2	1259	3422	4683
Kegalle	10	1770	2081	3861
Jaffna	16	1441	2040	3497
Badulla	4	1358	2294	3656
Puttalam	39	1024	2011	3074
Anuradhapura	31	820	2033	2884
Hambantota	3	710	1883	2596
Trincomalee	4	651	1688	2343
Monaragala	6	545	1553	2104
Polonnaruwa	10	475	1314	1799
Ampara	9	498	971	1478
Kalmunai	18	1296	143	1457
Batticaloa	1	699	832	1532
Vavuniya	2	623	419	1044
Mullaitivu	0	278	630	908
Kilinochchi	0	250	722	972
Mannar	0	379	217	596

<b>COVID 19 Deaths</b>	<b>1742</b>
 1027	
 715	

**Age distribution of deaths**

- < 15
- 16 - 30
- 31 - 45
- 46 - 60
- 61 - 75
- 76 - 90
- >90



**Number of COVID -19 suspected patients - 1284**

Hospital	Total suspected up to now			Today 10am		
	SL	Forei.	Total	SL	Forei.	Total
NIID	1450	76	1526	10	0	10
NHSL	47716	16	47732	163	0	163
TH Ragama	6834	5	6839	-	-	-
TH Karapitiya	2465	27	2492	75	0	75
TH A'pura	3906	2	3908	18	0	18
TH Kurun.	3663	1	3664	95	0	95
TH Jaffna	791	2	793	0	0	0
NH Kandy	2712	6	2718	12	0	12
TH Batti.	1105	0	1105	51	0	51
DGH Gampaha	2025	4	2029	98	0	98
DGH Negombo	3292	15	3307	86	0	86
TH Rathn.	1854	0	1854	62	0	62
PGH Badulla	1138	2	1140	52	0	52
LRH	689	0	689	11	0	11
DMH	2893	1	2894	14	0	14
DGH Polon'wa	3350	6	3356	5	0	5
TH Kalubowila	6271	5	6276	7	0	7
Castle St TH	897	0	897	16	0	16
BH Hambanthota	391	2	393	0	0	0
BH Mona'gala	1041	0	1041	15	0	15
BH Welikanda	69	1	70	0	0	0
DGH Kaluthara	3840	2	3842	169	0	169
Chest H. Welisara	3017	2	3019	49	0	49
Colombo East Base	405	0	405	6	0	6
G.H. Chilaw	8650	1	8651	11	0	11
G.H. Matara	241	2	243	0	0	0
KDU Hospital	20412	0	20412	65	0	65
G.H. Vavunia	417	0	417	1	0	1
B.H. Marawila	941	1	942	2	0	2
S.J.Pura TH	31813	2	31815	126	0	126
BH Theldeniya	174	0	174	8	0	8
BH Tangalle	233	1	234	10	0	10
NIMH	1432	0	1432	47	0	47
<b>Total</b>	<b>Incorrect to total as transfers counts in both the</b>			<b>1284</b>	<b>0</b>	<b>1284</b>

Source: Epidemiology Unit, Disease Surveillance System

