



Epidemiology Unit Ministry of Health

231, De Saram Place, Colombo 10, Sri Lanka

Tele: (+94 11) 2695112, 2681548, 4740490, 4740491, 4740492 Fax: (+94 11) 2696583 E-mail: chepid@slt.net.lk, epidunit@slt.net.lk Web: www.epid.gov.lk

Coronavirus disease 2019 (COVID-19) - Situation Report – 07.05.2021– 10 a.m.

An outbreak of pneumonia of unknown reason was first reported on 31st December 2019 from Wuhan City in Hubei Province of China. On 7th Jan 2020, it was diagnosed as “Novel Corona Virus”. On 30/01, WHO has declared it as a Public Health Emergency of International Concern (PHEIC). On 11/02/2020 the WHO renamed the disease as COVID-19 and on 11/03/2020 declared as pandemic. The incubation period is reported as 2-14 days.

Patients identified in last 24H	
Total Confirmed	1895
Returnees (+ close contacts) from other countries	Sri Lankans 40 Foreigners 4
Kandakadu Rehab. Center detainees and their contacts	0
Hospital samples (admitted with clinical signs/symptoms)	0
New Year Cluster	1847
Prison cluster	4

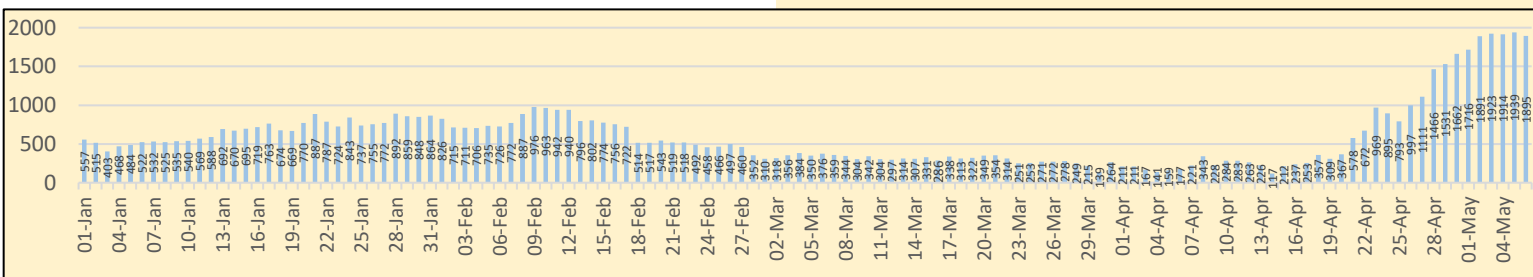
Details of COVID 19 diagnosed patients – Last 24H				
Number inward as at yesterday-10 am	COVID 19 Positive - last 24H	Discharged from the hospital - last 24H	Number of deaths - last 24H	Number inward as at today-10 am
15910	1895	878	11	16916

Local Situation

Total Number Confirmed		119424
Imported Cases (Returnees from other countries)	Foreigners	313
	Sri Lankans	3762
Local Cases	Navy & their close contacts	950
	Kandakadu cluster & their close contacts	651
	Minuwangoda Cluster	3059
	Fish Market\ Harbour Cluster	82785
	Prison cluster	4903
	New Year Cluster	22688
Others	313	

Total Number Confirmed	119424
Total Number Recovered	101763
Total Number of Deaths	745
Confirmed and hospitalized - today 10 am	16916

Suspected and hospitalized - today 10 am	1353
-------------------------------------------------	-------------





COVID-19 Vaccination	1 st Dose	2 nd Dose
Covishield Vaccine	925242	174800
Sinopharm Vaccine (Chinese Nationals)	2865	2435
Sputnik V	669	-

Country	Cumulative Cases per 1 million population	COVID-19 deaths per 1 million population
Sri Lanka	5478	34
India	14172	156
Singapore	10457	5
Australia	1169	36
South East Asian Region	11218	139

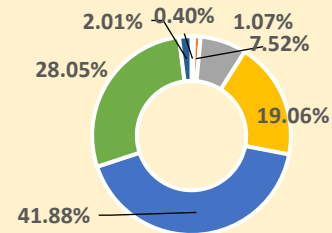
HEALTH DISTRICT	Count
COLOMBO	35868
GAMPAHA	22227
PUTTALAM	1913
KALUTARA	9131
ANURADHAPURA	934
KANDY	5076
KURUNEGALA	5235
POLONNARUWA	446
JAFFNA	1525
RATNAPURA	3402
KEGALLE	1843
MONERAGALA	1147
KALMUNAI	1316
MATALE	2014
GALLE	3406
AMPARA	416
BADULLA	1803
MATARA	2230
BATTICOLOA	645
HAMBANTOTA	1066
VAVUNIA	497
TRINCOMALEE	867
NUWARAELIYA	1901
KILINCHCHI	168
MANNAR	317
MULLATIVU	76

Note: Considered only the individuals who contracted the disease from the districts

COVID 19 Deaths	745
	465
	280

Age distribution of deaths

- < 15
- 16 - 30
- 31 - 45
- 46 - 60
- 61 - 75
- 76 - 90
- >90



Number of COVID -19 suspected patients -1353						
Hospital	Total suspected up to			Today 10am		
	SL	Forei.	Total	SL	Forei.	Total
NIID	1393	76	1469	12	0	12
NHSL	43843	16	43859	82	0	82
TH Ragama	4689	5	4694	92	0	92
TH Karapitiya	1466	27	1493	-	0	-
TH A'pura	3014	2	3016	23	0	23
TH Kurun.	2646	1	2647	69	0	69
TH Jaffna	610	2	612	5	0	5
NH Kandy	2261	6	2267	64	0	64
TH Batti.	771	0	771	22	0	22
DGH Gampaha	1473	4	1477	35	0	35
DGH Negombo	2720	15	2735	49	0	49
TH Rathn.	1309	0	1309	42	0	42
PGH Badulla	756	2	758	24	0	24
LRH	518	0	518	1	0	1
DMH	2768	1	2769	8	0	8
DGH Polon'wa	2712	6	2718	22	0	22
TH Kalubowila	2435	5	2440	21	0	21
Castle St TH	837	0	837	4	0	4
BH Hambanthota	385	2	387	0	0	0
BH Mona'gala	833	0	833	26	0	26
BH Welikanda	69	1	70	0	0	0
DGH Kaluthara	1865	2	1867	91	0	91
Chest H. Welisara	2720	2	2722	26	0	26
Colombo East Base	346	0	346	11	0	11
G.H. Chilaw	8058	1	8059	28	0	28
G.H. Matara	241	2	243	0	0	0
KDU Hospital	17872	0	17872	219	0	219
G.H. Vavunia	382	0	382	2	0	2
B.H. Marawila	815	1	816	4	0	4
S.J.Pura TH	25160	2	25162	319	0	319
BH Theldeniya	171	0	171	7	0	7
BH Tangalle	134	1	135	-	0	-
NIMH	1235	0	1235	45	0	45
Total	Incorrect to total as transfers counts in both the institutions			1353	0	1353

Source: Epidemiology Unit, Disease Surveillance System

Hospital	Inward Today 10am			Discharged during last		
	SL	Forei	Total	SL	Forei	Total
NIID	166	0	166	21	0	21
BH Welikanda	97	0	97	0	0	0
Iranawila Hospital	104	0	104	3	0	3
BH Minuwangoda	52	0	52	8	0	8
Colombo East Base Hospital	103	0	103	0	0	0
TH Anuradhapura	101	0	101	14	0	14
Neville F' do hospital	434	0	434	40	0	40
DGH Hambanthota	236	0	236	16	0	16
DH Rambukkana	75	0	75	4	0	4
Kamburugamuwa	243	0	243	28	0	28
Kathankudy Hospital	102	0	102	0	0	0
BH Theldeniya	116	0	116	8	0	8
BH Homagama	167	0	167	16	0	16
BH Galgamuwa	0	0	0	0	0	0
BH Hingurakgoda	220	0	220	0	0	0
DH Abanpola	36	0	36	9	0	9
DH Lunawa	51	0	51	10	0	10
DH Ingiriya	35	0	35	2	0	2
DH Kosgama	43	0	43	27	0	27
DH Dankotuwa	64	0	64	11	0	11
DH Divulapitiya	79	0	79	10	0	10
DH Laggala Pallegama	125	0	125	14	0	14
DH Dompe	41	0	41	6	0	6
DH Pimbura	95	0	95	11	0	11
DH Karadiyanaru	114	0	114	3	0	3
DH Radawana	34	0	34	6	0	6
Ichchilampattu Hospital	73	0	73	8	0	8
DH Padiyathalawa	69	0	69	0	0	0
NHRD (Welisara)	30	0	30	0	0	0
DH Palamune	70	0	70	26	0	26
DH Undugoda	114	0	114	32	0	32
DH Narammala	61	0	61	0	0	0
DH Iththevana	29	0	29	3	0	3
DH Mathugama	58	0	58	3	0	3
DH Bandaragama	34	0	34	0	0	0
DH Nochchiyagama	40	0	40	1	0	1
DH Nawagamuwa	37	0	37	5	0	5
DH Bandarawela	59	0	59	0	0	0
DH Haguranketha	37	0	37	2	0	2
DH Beligala	64	0	64	0	0	0
DH Katugasthota	44	0	44	3	0	3
Army Hospital Panagoda	34	0	34	0	0	0
SLAF BH Katunayake	45	0	45	4	0	4
NIMH	13	0	13	0	0	0
Galuwapokuna Treat. Centre	105	0	105	26	0	26
Kandakadu treatment Centre	0	0	0	0	0	0
Galleia treatment Centre	319	0	319	8	0	8
Punani treatment Centre	798	0	798	98	0	98
Embilipitiya treatment Centre	151	0	151	51	0	51
Kahagolla treat. Centre	211	0	211	0	0	0
Samanalawewa treatment Centre	0	0	0	0	0	0
Rehabilitation Centre Ampara	113	0	113	52	0	52
Kahawatta treat. Centre	214	0	214	0	0	0
Wathupitiwela Treat. Centre	103	0	103	4	0	4
Bingiriya treat. Centre	490	0	490	42	0	42
Rambukkana treat. Centre	253	0	253	8	0	8
Polgolla treatment Centre	0	0	0	0	0	0
Yakkala treatment Centre	118	0	118	3	0	3
Kopai treatment Centre	365	0	365	47	0	47
Police training school Kalutara	0	0	0	0	0	0
Karandeniya treatment Centre	128	0	128	28	0	28
Panideniya treat. Centre	313	0	313	0	0	0
Darga town treatment Centre	118	0	118	9	0	9
BH Warakapola	192	0	192	13	0	13
Krishnapuram Treatment Center - Kilinochchi	132	0	132	5	0	5
Dambadeniya Treat. Centre	290	0	290	60	0	60
Hikkaduwa Treat. Centre	183	0	183	0	0	0
Weligama Treat. Centre	68	0	68	0	0	0
Giriulla Treat. Centre	404	0	404	27	0	27
Bidunwewa Treat. Centre	165	0	165	0	0	0
Koggala Beach Hotel	282	0	282	23	0	23
Hikkaduwa Super Corel-ICC	0	0	0	0	0	0
Habaraduwa treat. Centre	0	0	0	0	0	0
Hanthana treat. Centre	87	0	87	7	0	7
Kundasale treat. centre	65	0	65	1	0	1
Punani Brandix treat. Rx Centre	120	0	120	12	0	12