



Epidemiology Unit Ministry of Health

231, De Saram Place, Colombo 10, Sri Lanka

Tele: (+94 11) 2695112, 2681548, 4740490, 4740491, 4740492 Fax: (+94 11) 2696583 E-mail: chepid@slt.net.lk, epidunit@slt.net.lk Web: www.epid.gov.lk

Coronavirus disease 2019 (COVID-19) - Situation Report – 07.04.2021– 10 a.m.

An outbreak of pneumonia of unknown reason was first reported on 31st December 2019 from Wuhan City in Hubei Province of China. On 7th Jan 2020, it was diagnosed as “Novel Corona Virus”. On 30/01, WHO has declared it as a Public Health Emergency of International Concern (PHEIC). On 11/02/2020 the WHO renamed the disease as COVID-19 and on 11/03/2020 declared as pandemic. The incubation period is reported as 2-14 days.

Patients identified in last 24H	
Total Confirmed	177
Returnees (+ close contacts) from other countries	Sri Lankans 18 Foreigners 1
Kandakadu Rehab. Center detainees and their contacts	0
Hospital samples (admitted with clinical signs/symptoms)	0
Sub clusters related to Peliyagoda cluster	156
Prison cluster	2

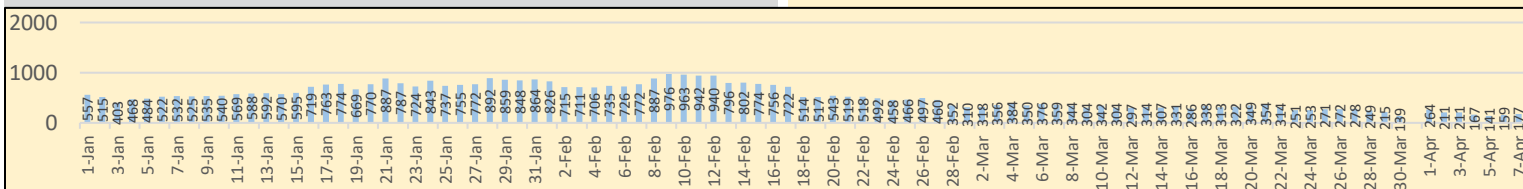
Details of COVID 19 diagnosed patients – Last 24H				
Number inward as at yesterday-10 am	COVID 19 Positive - last 24H	Discharged from the hospital - last 24H	Number of deaths - last 24H	Number inward as at today-10 am
2301	177	209	2	2267

Local Situation

Total Number Confirmed		93772
Imported Cases (Returnees from other countries)	Foreigners	218
	Sri Lankans	2798
Local Cases	Navy & their close contacts	950
	Kandakadu cluster & their close contacts	651
	Sub clusters related to Minuwangoda/Peliyagoda/ Prison cluster	88842
	Others	313

Total Number Confirmed	93772
Total Number Recovered	90917
Total Number of Deaths	588
Confirmed and hospitalized - today 10 am	2267

Suspected and hospitalized - today 10 am	346
---	------------





COVID-19 Total Vaccinated	924687
----------------------------------	---------------

Country	Cumulative Cases per 1 million population	COVID-19 deaths per 1 million population
Sri Lanka	4301	26
India	8675	117
Singapore	10305	5
Australia	1147	36
South East Asian Region	7233	108

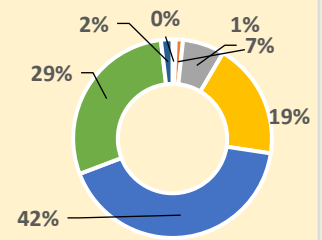
HEALTH DISTRICT	Count
COLOMBO	30057
GAMPAHA	18512
PUTTALAM	1255
KALUTARA	6734
ANURADHAPURA	652
KANDY	4215
KURUNEGALA	2647
POLONNARUWA	239
JAFFNA	882
RATNAPURA	2931
KEGALLE	1710
MONERAGALA	631
KALMUNAI	1292
MATALE	1060
GALLE	2490
AMPARA	331
BADULLA	1554
MATARA	1813
BATTICOLOA	588
HAMBANTOTA	737
VAVUNIA	431
TRINCOMALEE	553
NUWARAELIYA	1369
KILINOCHCHI	134
MANNAR	287
MULLATIVU	60

Note: Considered only the individuals who contracted the disease from the districts

COVID 19 Deaths	588
	369
	219

Age distribution of deaths

- < 15
- 16 - 30
- 31 - 45
- 46 - 60
- 61 - 75
- 76 - 90
- >90



Number of COVID -19 suspected patients - 346						
Hospital	Total suspected up to			Today 10am		
	SL	Forei.	Total	SL	Forei.	Total
NIID	1353	76	1429	6	0	6
NHSL	34555	16	34571	1	0	1
TH Ragama	4032	5	4037	9	0	9
TH Karapitiya	1143	27	1170	0	0	0
TH A'pura	2709	2	2711	1	0	1
TH Kurun.	2094	1	2095	6	0	6
TH Jaffna	530	2	532	3	0	3
NH Kandy	1918	6	1924	12	0	12
TH Batti.	675	0	675	1	0	1
DGH Gampaha	1171	4	1175	1	0	1
DGH Negombo	2487	15	2502	11	0	11
TH Rathn.	1121	0	1121	3	0	3
PGH Badulla	513	2	515	3	0	3
LRH	482	0	482	0	0	0
DMH	2650	1	2651	5	0	5
DGH Polon'wa	2130	6	2136	0	0	0
TH Kalubowila	2037	5	2042	1	0	1
Castle St TH	808	0	808	0	0	0
BH Hambanthota	385	2	387	0	0	0
BH Mona'gala	647	0	647	3	0	3
BH Welikanda	69	1	70	0	0	0
DGH Kaluthara	1511	2	1513	1	0	1
Chest H. Welisara	2294	2	2296	54	0	54
Colombo East Base	316	0	316	2	0	2
G.H. Chilaw	7155	1	7156	10	0	10
G.H. Matara	241	2	243	0	0	0
KDU Hospital	14383	0	14383	98	0	98
G.H. Vavunia	361	0	361	1	0	1
B.H. Marawila	713	1	714	1	0	1
S.J.Pura TH	18836	2	18838	78	0	78
BH Theldeniya	150	0	150	3	0	3
BH Tangalle	93	1	94	0	0	0
NIMH	1037	0	1037	32	0	32
Total	Incorrect to total as transfers counts in both the institutions			346	0	346

Source: Epidemiology Unit, Disease Surveillance System

Hospital	Inward Today 10am			Discharged during last		
	SL	Forei	Total	SL	Foreig	Total
NIID	72	0	72	10	0	10
BH Welikanda	32	0	32	8	0	8
Iranawila Hospital	12	0	12	0	0	0
BH Minuwangoda	17	0	17	0	0	0
Colombo East Base Hospital	42	0	42	0	0	0
TH Anuradhapura	46	0	46	5	0	5
Neville P'do hospital	64	0	64	9	0	9
DGH Hambanthota	6	0	6	0	0	0
DH Rambukkana	0	0	0	0	0	0
Kamburugamuwa	17	0	17	0	0	0
Kathankudy Hospital	3	0	3	5	0	5
BH Theldeniya	17	0	17	0	0	0
BH Homagama	73	0	73	8	0	8
BH Galgamuwa	0	0	0	0	0	0
DH Abanpola	12	0	12	7	0	7
DH Lunawa	19	0	19	11	0	11
DH Ingiriya	9	0	9	1	0	1
DH Kosgama	9	0	9	0	0	0
DH Dankotuwa	8	0	8	3	0	3
DH Divulapitiya	35	0	35	0	0	0
DH Laggala Pallegama	29	0	29	14	0	14
DH Dompe	9	0	9	0	0	0
DH Pimbura	14	0	14	0	0	0
DH Karadiyanaru	28	0	28	1	0	1
DH Radawana	13	0	13	12	0	12
Ichchilampattu Hospital	15	0	15	4	0	4
DH Padiyathalawa	0	0	0	0	0	0
NHRD (Welisara)	0	0	0	1	0	1
DH Palamune	5	0	5	0	0	0
DH Udugoda	0	0	0	0	0	0
DH Narammala	19	0	19	1	0	1
DH Iththevana	0	0	0	0	0	0
DH Mathugama	7	0	7	0	0	0
DH Bandaragama	5	0	5	3	0	3
DH Nochchiyagama	6	0	6	5	0	5
DH Nawagamuwa	1	0	1	0	0	0
DH Bandarawela	0	0	0	0	0	0
DH Haguranketha	8	0	8	2	0	2
Army Hospital Panagoda	2	0	2	0	0	0
SLAF BH Katunayake	2	0	2	0	0	0
NIMH	5	0	5	0	0	0
Kandakadu treatment Centre	0	0	0	0	0	0
Gallela treatment Centre	0	0	0	0	0	0
Punani treatment Centre	0	0	0	0	0	0
Embilipitiya treatment Centre	61	0	61	10	0	10
Kahagolla treat. Centre	10	0	10	14	0	14
Samanalawewa treatment Centre	0	0	0	0	0	0
Rehabilitation Centre Ampara	18	0	18	2	0	2
Kahawatta treat. Centre	0	0	0	0	0	0
Wathupitiwela Treat. Centre	19	0	19	2	0	2
Bingiriya treat. Centre	76	0	76	11	0	11
Rambukkana treat. Centre	11	0	11	0	0	0
Polgolla treatment Centre	30	0	30	9	0	9
Yakkala treatment Centre	30	0	30	3	0	3
Kopai treatment Centre	103	0	103	22	0	22
Police training school Kalutara	0	0	0	0	0	0
Karandeniya treatment Centre	0	0	0	0	0	0
Panideniya treat. Centre	31	0	31	3	0	3
Darga town treatment Centre	8	0	8	1	0	1
BH Warakapola	44	0	44	8	0	8
Krishnapuram Treatment Center - Kilinochchi	117	0	117	1	0	1
Damba'eniya Treat. Centre	14	0	14	0	0	0
Hikkaduwa Treat. Centre	51	0	51	3	0	3
Weligama Treat. Centre	20	0	20	0	0	0
Giriulla Treat. Centre	84	0	84	7	0	7
Bidunwewa Treat. Centre	23	0	23	0	0	0
Koggala Beach Hotel	25	0	25	3	0	3
Hikkaduwa Super Corel-ICC	0	0	0	0	0	0
Habaraduwa treat. Centre	0	0	0	0	0	0