



Epidemiology Unit

Ministry of Health

231, De Saram Place, Colombo 10, Sri Lanka

Tele: (+94 11) 2695112, 2681548, 4740490, 4740491, 4740492 Fax: (+94 11) 2696583 E-mail: chepid@slt.net.lk, epidunit@slt.net.lk Web: www.epid.gov.lk

Coronavirus disease 2019 (COVID-19) - Situation Report – 6.8.2022 – 10 a.m

An outbreak of pneumonia of unknown reason was first reported on 31st December 2019 from Wuhan City in Hubei Province of China. On 7th Jan 2020, it was diagnosed as “Novel Corona Virus”. On 30/01, WHO has declared it as a Public Health Emergency of International Concern (PHEIC). On 11/02/2020 the WHO renamed the disease as COVID-19 and on 11/03/2020 declared as pandemic. The incubation period is reported as 2-14 days.

New Cases reported for the last 24 Hrs	181
---	------------



Number inward/waiting to admit/home based as at yesterday- 10 am	COVID 19 Positive – last 24H	Discharged from the hospital /home– last 24H	Number of deaths reported – last 24H	Number inward/waiting to admit/home-based as at today-10 am
658	181	3	4	832

Local Situation

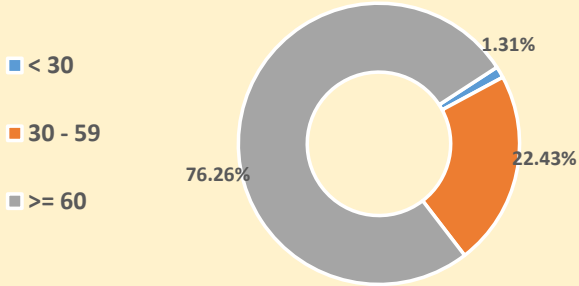
Total Number Confirmed	666413
Imported Cases (Returnees from other countries)	
Foreigners	328
Sri Lankans	7242
Local Cases	
Navy & their close contacts	950
Kandakadu cluster & their close contacts	651
Minuwangoda Cluster	3059
Fish Market\ Harbour Cluster	82785
Prison cluster	9154
New Year Cluster	483090
From January 1 st 2022 to date	78841
Others	313

Total Number Confirmed	666413
Total Number Recovered	649003
Total Number of Deaths	16578
Hospitalized/waiting to admit/ home-based – today 10 am	832
Suspected – today 10 am	42

COVID-19 Vaccination				
AstraZeneca Vaccine				
1st dose				1,479,631
2nd dose				1,418,593
Sinopharm Vaccine				
1st dose				12,049,620
2nd dose				11,184,226
Sputnik V				
1st dose				159,110
2nd dose				155,812
Pfizer				
1st dose				2,612,829
2nd dose				1,011,223
1st Booster dose				8,055,725
2nd Booster dose				53,644
Moderna				
1st dose				804,801
2nd dose				787,361
**COVID-19 - PCR Positives				
District	1 st wave	2 nd wave	3 rd wave	Total
Colombo	174	32123	108850	141147
Gampaha	51	18483	96307	114841
Kalutara	72	6986	51373	58431
Kandy	19	5710	16503	22232
Kurunagala	30	3191	28305	31526
Galle	4	2645	43072	45721
Ratnapura	9	3654	20054	23717
Matara	4	1544	21658	23206
Matale	5	1214	14314	15533
Nuwara Eli ya	2	1259	11067	12328
Kegalle	10	1770	11635	13415
Jaffna	16	1441	10879	12336
Badulla	4	1358	13276	14638
Puttalam	39	1024	14140	15203
Anuradhapura	31	820	14219	15070
Hambantota	3	710	19394	20107
Trincomalee	4	651	3724	4379
Monaragala	6	545	14683	15234
Polonnaruwa	10	475	4766	5251
Ampara	9	498	13566	14073
Kalmunai	18	1296	3911	5225
Batticaloa	1	699	9175	9875
Vavuniya	2	623	3039	3664
Mullaitivu	0	278	1988	2266
Kilinochchi	0	250	9774	10024
Mannar	0	379	2147	2526

COVID 19 Deaths	16578
	9358
	7220

Age Distribution of Deaths



Number of COVID -19 suspected patients reported for the last 24 hours 42

Hospital	Today 10am		
	SL	Forei.	Total
NIID	1	0	1
NHSL	2	0	2
TH Ragama	22	0	22
TH Karapitiya	6	0	6
TH A'pura	0	0	0
TH Kurun.	0	0	0
TH Jaffna	0	0	0
NH Kandy	3	0	3
TH Batti.	0	0	0
DGH Gampaha	4	0	4
DGH Negombo	0	0	0
TH Rathn.	0	0	0
PGH Badulla	1	0	1
LRH	0	0	0
DMH	0	0	0
DGH Polon'wa	0	0	0
TH Kalubowila	0	0	0
Castle St TH	0	0	0
BH Hambanthota	0	0	0
BH Mona'gala	0	0	0
BH Welikanda	0	0	0
DGH Kaluthara	0	0	0
Chest H. Welisara	0	0	0
Colombo East Base Hospital	0	0	0
G.H. Chilaw	0	0	0
G.H. Matara	0	0	0
KDU Hospital	0	0	0
G.H. Vavunia	0	0	0
B.H. Marawila	2	0	2
S.J.Pura TH	0	0	0
BH Theldeniya	0	0	0
BH Tangalle	0	0	0
NIMH	1	0	1
Total	42	0	42

