



## Epidemiology Unit Ministry of Health

231, De Saram Place, Colombo 10, Sri Lanka

Tele: (+94 11) 2695112, 2681548, 4740490, 4740491, 4740492 Fax: (+94 11) 2696583 E-mail: [chepid@slt.net.lk](mailto:chepid@slt.net.lk), [epidunit@slt.net.lk](mailto:epidunit@slt.net.lk) Web: [www.epid.gov.lk](http://www.epid.gov.lk)

### Coronavirus disease 2019 (COVID-19) - Situation Report -06.03.2022- 10 a.m.

An outbreak of pneumonia of unknown reason was first reported on 31<sup>st</sup> December 2019 from Wuhan City in Hubei Province of China. On 7<sup>th</sup> Jan 2020, it was diagnosed as "Novel Corona Virus". On 30/01, WHO has declared it as a Public Health Emergency of International Concern (PHEIC). On 11/02/2020 the WHO renamed the disease as COVID-19 and on 11/03/2020 declared as pandemic. The incubation period is reported as 2-14 days.

Patients identified in last 24H		
<b>Total Confirmed</b>	<b>639</b>	
Returnees (+ close contacts) from other countries	Srilankans	<b>0</b>
	Foreigners	<b>0</b>
New Year Cluster	<b>639</b>	
Prison cluster	<b>0</b>	

Details of COVID 19 diagnosed patients – Last 24H				
Number inward as at yesterday-10 am	COVID 19 Positive – last 24H	Discharged from the hospital /home– last 24H	Number of deaths reported – last 24H	Number inward/waiting to admit/home-based as at today-10 am
<b>14712*</b>	<b>639</b>	<b>167</b>	<b>14</b>	<b>15170</b>

\*Discharges of individuals who completed 10 days of home-based care, tri forces, police, or prison between 20th February to 4th March 2022 were deducted from previous day total

#### Local Situation

Total Number Confirmed		<b>649632</b>
Imported Cases (Returnees from other countries)	Foreigners	<b>328</b>
	Sri Lankans	<b>7235</b>
Local Cases	Navy & their close contacts	<b>950</b>
	Kandakadu cluster & their close contacts	<b>651</b>
	Minuwangoda Cluster	<b>3059</b>
	Fish Market\ Harbour Cluster	<b>82785</b>
	Prison cluster	<b>9154</b>
	New Year Cluster	<b>545157</b>
Others	<b>313</b>	


<b>Total Number Confirmed</b>	<b>649632</b>
Total Number Recovered	<b>618141</b>
Total Number of Deaths	<b>16321</b>
Hospitalized/waiting to admit/ home-based – today 10 am	<b>15170</b>


<b>Suspected – today 10 am</b>	<b>834</b>
--------------------------------	------------

COVID-19 Vaccination	
<b>AstraZeneca Vaccine</b>	<b>No</b>
1 <sup>st</sup> dose	<b>1,479,631</b>
2 <sup>nd</sup> dose	<b>1,418,593</b>
<b>Sinopharm Vaccine</b>	
1 <sup>st</sup> dose	<b>12,024,741</b>
2 <sup>nd</sup> dose	<b>11,101,995</b>
<b>Sputnik V</b>	
1 <sup>st</sup> dose	<b>159,110</b>
2 <sup>nd</sup> dose	<b>155,812</b>
<b>Pfizer</b>	
1st dose	<b>2,452,888</b>
2 <sup>nd</sup> dose	<b>741,778</b>
3 <sup>rd</sup> dose	<b>7,306,152</b>
<b>Moderna</b>	
1st dose	<b>804,801</b>
2nd dose	<b>787,361</b>

COVID-19 - PCR Positives				
District	1 <sup>st</sup> wave	2 <sup>nd</sup> wave	3 <sup>rd</sup> wave	Total
Colombo	174	32123	103282	135579
Gampaha	51	18483	94243	112777
Kalutara	72	6986	50461	57519
Kandy	19	5710	16030	21759
Kurunagala	30	3191	27653	30874
Galle	4	2645	40742	43391
Ratnapura	9	3654	19339	23002
Matara	4	1544	20367	21915
Matale	5	1214	14132	15351
Nuwara Eli ya	2	1259	11014	12275
Kegalle	10	1770	11525	13305
Jaffna	16	1441	10824	12281
Badulla	4	1358	13089	14451
Puttalam	39	1024	13969	15032
Anuradhapura	31	820	13877	14728
Hambantota	3	710	18427	19140
Trincomalee	4	651	3719	4374
Monaragala	6	545	14355	14906
Polonnaruwa	10	475	4730	5215
Ampara	9	498	13414	13921
Kalmunai	18	1296	3907	5221
Batticaloa	1	699	9151	9851
Vavuniya	2	623	3031	3656
Mullaitivu	0	278	1956	2234
Kilinochchi	0	250	9587	9837
Mannar	0	379	2146	2525

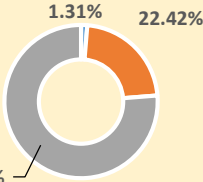
**COVID 19 Deaths** 16321

 9198

 7123

**Age distribution of deaths**

- < 30
- 30-59
- >=60



**Number of COVID -19 suspected patients reported for the last 24 hours 834**

Hospital	Today 10am		
	SL	Forei.	Total
NIID	6	0	6
NHSL	218	0	218
TH Ragama	60	0	60
TH Karapitiya	22	0	22
TH A'pura	18	0	18
TH Kurun.	40	0	40
TH Jaffna	0	0	0
NH Kandy	6	0	6
TH Batti.	2	0	2
DGH Gampaha	28	0	28
DGH Negombo	5	0	5
TH Rathn.	12	0	12
PGH Badulla	11	0	11
LRH	4	0	4
DMH	10	0	10
DGH Polon'wa	8	0	8
TH Kalubowila	61	0	61
Castle St TH	27	0	27
BH Hambanthota	0	0	0
BH Mona'gala	50	0	50
BH Welikanda	0	0	0
DGH Kaluthara	9	0	9
Chest H. Welisara	15	0	15
Colombo East Base	0	0	0
G.H. Chilaw	8	0	8
G.H. Matara	0	0	0
KDU Hospital	54	0	54
G.H. Vavunia	15	0	15
B.H. Marawila	12	0	12
S.J.Pura TH	113	0	113
BH Theldeniya	5	0	5
BH Tangalle	2	0	2
NIMH	13	0	13
<b>Total</b>	<b>834</b>	<b>0</b>	<b>834</b>

