



Epidemiology Unit

Ministry of Health

231, De Saram Place, Colombo 10, Sri Lanka

Tele: (+94 11) 2695112, 2681548, 4740490, 4740491, 4740492 Fax: (+94 11) 2696583 E-mail: chepid@slt.net.lk, epidunit@slt.net.lk Web: www.epid.gov.lk



Coronavirus disease 2019 (COVID-19) - Situation Report – 5.9.2022 – 10 a.m

An outbreak of pneumonia of unknown reason was first reported on 31st December 2019 from Wuhan City in Hubei Province of China. On 7th Jan 2020, it was diagnosed as “Novel Corona Virus”. On 30/01, WHO has declared it as a Public Health Emergency of International Concern (PHEIC). On 11/02/2020 the WHO renamed the disease as COVID-19 and on 11/03/2020 declared as pandemic. The incubation period is reported as 2-14 days.

New Cases reported for the last 24 Hrs **49**

Number inward/waiting to admit/home based as at yesterday- 10 am	COVID 19 Positive – last 24H	Discharged from the hospital /home– last 24H	Number of deaths reported – last 24H	Number inward/waiting to admit/home-based as at today-10 am
453	49	3	4	495

Local Situation



Total Number Confirmed		670176
Imported Cases (Returnees from other countries)	Foreigners	328
	Sri Lankans	7242
Local Cases	Navy & their close contacts	950
	Kandakadu cluster & their close contacts	651
	Minuwangoda Cluster	3059
	Fish Market\ Harbour Cluster	82785
	Prison cluster	9154
	New Year Cluster	483090
	From January 1 st 2022 to date	82604
	Others	313

Total Number Confirmed	670176
Total Number Recovered	652970
Total Number of Deaths	16711
Hospitalized/waiting to admit/ home-based – today 10 am	495
Suspected – today 10 am	31

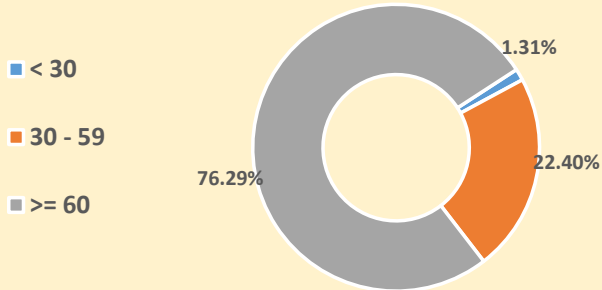
COVID-19 Vaccination	
AstraZeneca Vaccine	
1st dose	1,479,631
2nd dose	1,418,593
Sinopharm Vaccine	
1st dose	12,049,682
2nd dose	11,184,769
Sputnik V	
1st dose	159,110
2nd dose	155,812
Pfizer	
1st dose	2,617,395
2nd dose	1,049,459
1st Booster dose	8,087,286
2nd Booster dose	162,759
Moderna	
1st dose	804,801
2nd dose	787,361

**COVID-19 - PCR Positives

District	1 st wave	2 nd wave	3 rd wave	Total
Colombo	174	32123	110989	143286
Gampaha	51	18483	96952	115486
Kalutara	72	6986	51623	58681
Kandy	19	5710	16686	22415
Kurunagala	30	3191	28351	31572
Galle	4	2645	43176	45825
Ratnapura	9	3654	20080	23743
Matara	4	1544	21771	23319
Matale	5	1214	14349	15568
Nuwara Eliya	2	1259	11079	12340
Kegalle	10	1770	11686	13466
Jaffna	16	1441	10886	12343
Badulla	4	1358	13285	14647
Puttalam	39	1024	14306	15369
Anuradhapura	31	820	14239	15090
Hambantota	3	710	19472	20185
Trincomalee	4	651	3732	4387
Monaragala	6	545	14744	15295
Polonnaruwa	10	475	4778	5263
Ampara	9	498	13567	14074
Kalmunai	18	1296	3912	5226
Batticaloa	1	699	9187	9887
Vavuniya	2	623	3040	3665
Mullaitivu	0	278	2009	2287
Kilinochchi	0	250	9776	10026
Mannar	0	379	2148	2527

COVID 19 Deaths		16711
		9429
		7282

Age Distribution of Deaths



Number of COVID -19 suspected patients reported for the last 24 hours 31

Hospital	Today 10am		
	SL	Forei.	Total
NIID	0	0	0
NHSL	3	0	3
TH Ragama	12	0	12
TH Karapitiya	0	0	0
TH A'pura	0	0	0
TH Kurun.	0	0	0
TH Jaffna	0	0	0
NH Kandy	0	0	0
TH Batt.	0	0	0
DGH Gampaha	0	0	0
DGH Negombo	5	0	5
TH Rathn.	1	0	1
PGH Badulla	0	0	0
LRH	0	0	0
DMH	0	0	0
DGH Polon'wa	0	0	0
TH Kalubowila	0	0	0
Castle St TH	0	0	0
BH Hambanthota	0	0	0
BH Mona'gala	0	0	0
BH Welikanda	0	0	0
DGH Kaluthara	3	0	3
Chest H. Welisara	0	0	0
Colombo East Base Hospital	0	0	0
G.H. Chilaw	0	0	0
G.H. Matara	0	0	0
KDU Hospital	0	0	0
G.H. Vavunia	0	0	0
B.H. Marawila	2	0	2
S.J.Pura TH	0	0	0
BH Theldeniya	0	0	0
BH Tangalle	0	0	0
NIMH	5	0	5
Total	31	0	31

