



## Epidemiology Unit

Ministry of Health & Indigenous Medical Services

231, De Saram Place, Colombo 10, Sri Lanka

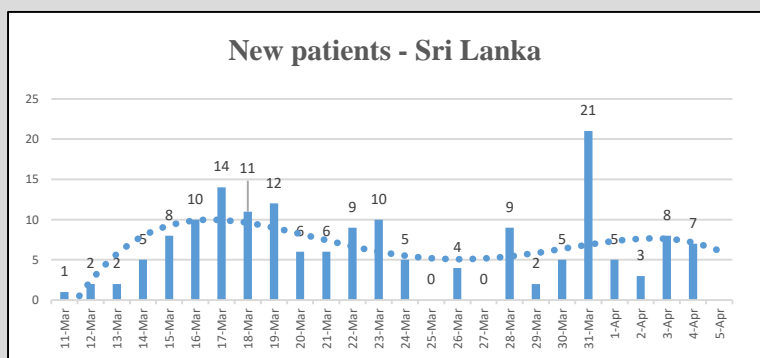
Tele: (+94 11) 2695112, 2681548, 4740490, 4740491, 4740492 Fax: (+94 11) 2696583 E-mail: [chepid@stnet.lk](mailto:chepid@stnet.lk), [epidunit@stnet.lk](mailto:epidunit@stnet.lk) Web: [www.epid.gov.lk](http://www.epid.gov.lk)

### Coronavirus disease 2019 (COVID-19) - Situation Report – 05.04.2020 – 10.00am

An outbreak of pneumonia of unknown reason was first reported on 31<sup>st</sup> December 2019 from Wuhan City in Hubei Province of China. On 7<sup>th</sup> Jan 2020, it was diagnosed as “Novel Corona Virus”. On 30/01, WHO has declared it as a Public Health Emergency of International Concern (PHEIC). On 11/02/2020 the WHO renamed the disease as COVID-19 and on 11/03/2020 declared as pandemic. The incubation period is reported as 2-14 days.

#### Local Situation

<b>Total Number Confirmed</b>	<b>166*</b>
<b>Total Number Recovered</b>	<b>29</b>
<b>Total Number of Deaths</b>	<b>5</b>
<b>Confirmed and hospitalized - today 10am</b>	<b>132**</b>
<b>Suspected and hospitalized - today 10am</b>	<b>259#</b>

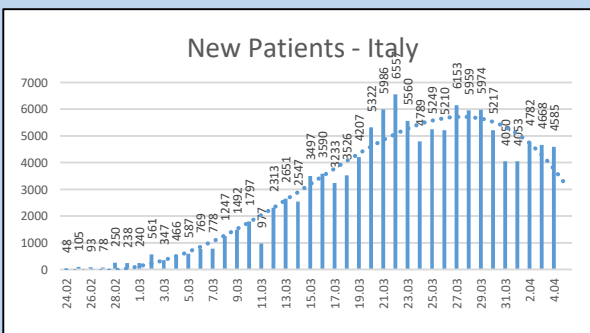
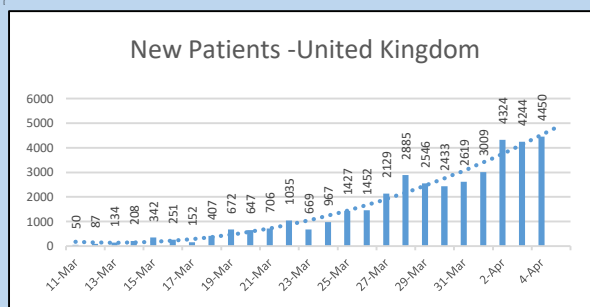
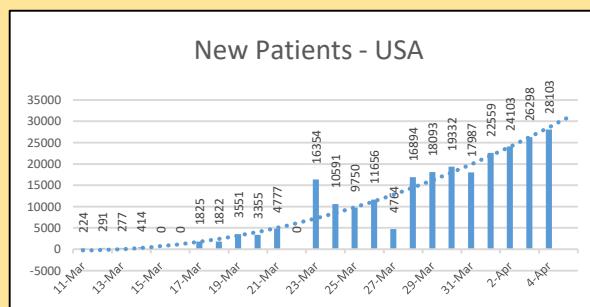
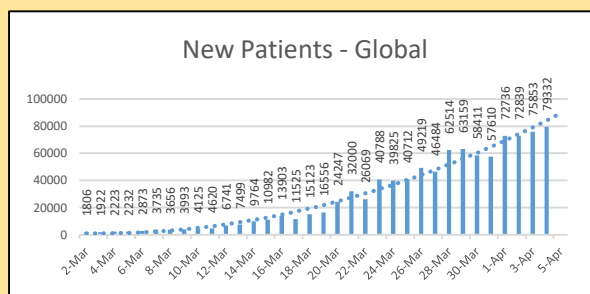


Details of COVID 19 diagnosed patients – Last 24H				
Number inward as at yesterday-10 am	COVID 19 Positive - last 24H	Recovered and discharged from the hospital - last 24H	Number of deaths - last 24H	Number inward as at today-10 am
129	7	4	0	132**

	Inward Today 10am			Discharged during last 24H		
	SL	Foreign	Total	SL	Foreign	Total
NIID	96	1	97	3	1	4
BH Welikanda	13	0	13	0	0	0
Colombo East Base Hospital	22	0	22	0	0	0
<b>Total</b>	<b>131</b>	<b>1</b>	<b>132**</b>	<b>3</b>	<b>1</b>	<b>4</b>

#### Global Situation

- 1,051,635 – Laboratory\_confirmed cases
  - 56,985 - deaths
  - Patients from 206 countries/territories
- Ref. WHO situation report - 04/04/2020



### Number of COVID -19 suspected patients – 259#

Hospital	Total suspected up to now			Today 10am		
	SL	Forei.	Total	SL	Forei.	Total
NIID	542	74	616	12	0	12
NHSL	198	7	205	3	0	3
TH Ragama	213	4	217	19	0	19
TH Karapitiya	173	17	190	3	0	3
TH A'pura	103	2	105	10	0	10
TH Kurun.	160	1	161	12	0	12
TH Jaffna	50	1	51	1	0	1
NH Kandy	85	6	91	9	0	9
TH Battico.	45	0	45	6	0	6
DGH Gampaha	167	4	171	5	0	5
DGH Negombo	258	13	271	15	0	15
TH Rathn.	112	0	112	3	0	3
PGH Badulla	32	1	33	1	0	1
LRH	34	0	34	2	0	2
DMH	16	0	16	1	0	1
DGH Polon'wa	105	6	111	9	0	9
TH Kalubowila	41	0	41	5	0	5
Castle St TH	14	0	14	2	0	2
BH Ham'thota	98	1	99	8	0	8
BH Mona'gala	38	0	38	7	0	7
BH Welikanda	50	1	51	20	0	20
DGH Kaluthara	170	0	170	12	0	12
Chest H. Welisara	10	0	10	2	0	2
Colombo East Base Hospital	15	0	15	1	0	1
BH Homagama	122	3	125	66	2	68
Dr Neville F. Ho	27	0	27	4	0	4
G.H. Chilaw	199	0	199	4	0	4
G.H. Matara	16	1	17	7	0	7
KDU Hospital	7	0	7	0	0	0
G.H. Vavunia	30	0	30	2	0	2
B.H. Marawila	6	0	6	0	0	0
S.J.Pura TH	134	0	134	6	0	6
<b>Total</b>	Incorrect to total as transfers counts in both the institutions			<b>257</b>	<b>2</b>	<b>259#</b>

Source : Epidemiology Unit, Disease Surveillance System

### District Distribution of Confirmed Patients

DISTRICT	Count
COLOMBO	42
PUTTALAM	27
KALUTARA	25
GAMPAHA	11
KANDY	6
RATNAPURA	3
KURUNEGALA	2
GALLE	1
KEGALLE	1
BATTICOLOA	1
BADULLA	1
JAFFNA	7
MATARA	1
MATALE	0
NUWARAEIYA	0
HAMBANTOTA	0
KILINOCHCHI	0
MANNAR	0
VAVUNIA	0
MULLATIVU	0
AMPARA	0
TRINCOMALEE	0
ANURADHAPURA	0
POLONNARUWA	0
MONERAGALA	0
KALMUNAI	0
QUARANTINE CENTERS	35
FOREIGNERS	3
<b>Total</b>	<b>166*</b>