



Epidemiology Unit Ministry of Health

231, De Saram Place, Colombo 10, Sri Lanka

Tel: (+94 11) 2695112, 2681548, 4740490, 4740491, 4740492 Fax: (+94 11) 2696583 E-mail: chepid@slt.net.lk, epidunit@slt.net.lk Web: www.epid.gov.lk

Coronavirus disease 2019 (COVID-19) - Situation Report – 05.03.2021– 10 a.m.

An outbreak of pneumonia of unknown reason was first reported on 31st December 2019 from Wuhan City in Hubei Province of China. On 7th Jan 2020, it was diagnosed as “Novel Corona Virus”. On 30/01, WHO has declared it as a Public Health Emergency of International Concern (PHEIC). On 11/02/2020 the WHO renamed the disease as COVID-19 and on 11/03/2020 declared as pandemic. The incubation period is reported as 2-14 days.

Patients identified in last 24H		
Total Confirmed		384
Returnees (+ close contacts) from other countries	Sri Lankans	32
	Foreigners	1
Kandakadu Rehab. Center detainees and their contacts		0
Hospital samples (admitted with clinical signs/symptoms)		0
Sub clusters related to Peliyagoda cluster		345
Prison cluster		6

Details of COVID 19 diagnosed patients – Last 24H				
Number inward as at yesterday-10 am	COVID 19 Positive - last 24H	Discharged from the hospital - last 24H	Number of deaths - last 24H	Number inward as at today-10 am
2906	384	485	5	2800

Local Situation

Total Number Confirmed		84610
Imported Cases (Returnees from other countries)	Foreigners	183
	Sri Lankans	2118
Local Cases	Navy & their close contacts	950
	Kandakadu cluster & their close contacts	651
	Sub clusters related to Minuwangoda/Peliyagoda/ Prison cluster	80395
	Others	313

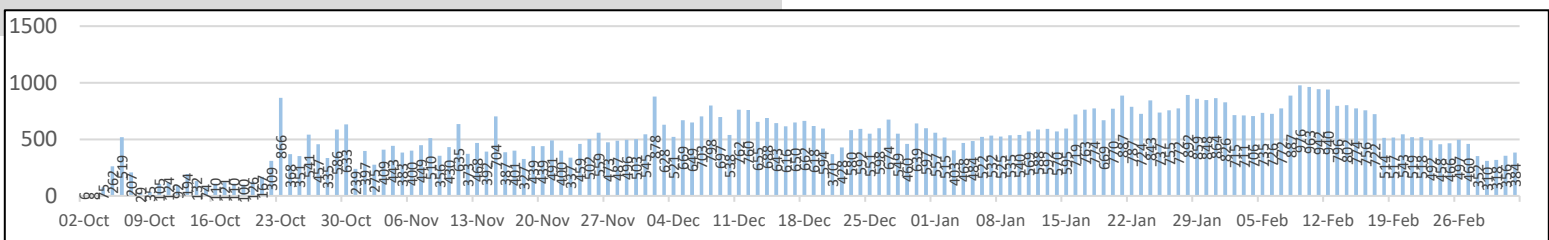
Total Number Confirmed	84610
Total Number Recovered	81321
Total Number of Deaths	489
Confirmed and hospitalized - today 10 am	2800



Suspected and hospitalized - today 10 am	609
---	------------

Country	Cumulative Cases per 1 million population	COVID-19 deaths per 1 million population
Sri Lanka	3881	22
India	8041	114
Singapore	10243	5
Australia	1136	36
South East Asian Region	6687	103

HEALTH DISTRICT	Count
COLOMBO	28392
GAMPAHA	16820
PUTTALAM	1144
KALUTARA	6225
ANURADHAPURA	513
KANDY	3960
KURUNEGALA	2400
POLONNARUWA	213
JAFFNA	346
RATNAPURA	2237
KEGALLE	1461
MONERAGALA	454
KALMUNAI	1235
MATALE	900
GALLE	2092
AMPARA	292
BADULLA	1297
MATARA	1570
BATTICOLOA	498
HAMBANTOTA	605
VAVUNIA	362
TRINCOMALEE	478
NUWARAELIYA	1181
KILINOCHCHI	111
MANNAR	231
MULLATIVU	26

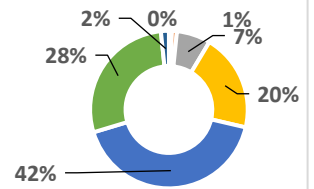
Note: Considered only the individuals who contracted the disease from the districts



COVID 19 Deaths	489
	305
	184

Age distribution of deaths

- < 15
- 16 - 30
- 31 - 45
- 46 - 60
- 61 - 75
- 76 - 90



Number of COVID -19 suspected patients - 609

Hospital	Total suspected up to now			Today 10am		
	SL	Forei.	Total	SL	Forei.	Total
NIID	1317	76	1393	5	0	5
NHSL	22442	16	22458	3	0	3
TH Ragama	3615	5	3620	16	0	16
TH Karapitiya	1039	27	1066	5	0	5
TH A'pura	2557	2	2559	3	0	3
TH Kurun.	1870	1	1871	6	0	6
TH Jaffna	423	2	425	2	0	2
NH Kandy	1711	6	1717	6	0	6
TH Batti.	583	0	583	4	0	4
DGH Gampaha	1126	4	1130	4	0	4
DGH Negombo	2378	15	2393	13	0	13
TH Rathn.	1041	0	1041	0	0	0
PGH Badulla	417	2	419	3	0	3
LRH	461	0	461	0	0	0
DMH	2512	1	2513	4	0	4
DGH Polon'wa	9	6	15	9	0	9
TH Kalubowila	1787	5	1792	4	0	4
Castle St TH	776	0	776	0	0	0
BH Hambanthota	385	2	387	0	0	0
BH Mona'gala	585	0	585	3	0	3
BH Welikanda	69	1	70	0	0	0
DGH Kaluthara	1435	2	1437	4	0	4
Chest H. Welisara	1826	2	1828	22	0	22
Colombo East Base Hospital	293	0	293	4	0	4
G.H. Chilaw	6699	1	6700	13	0	13
G.H. Matara	241	2	243	0	0	0
KDU Hospital	12160	0	12160	48	0	48
G.H. Vavunia	330	0	330	2	0	2
B.H. Marawila	661	1	662	5	0	5
S.J.Pura TH	14112	2	14114	374	0	374
BH Theldeniya	146	0	146	6	0	6
BH Tangalle	82	1	83	0	0	0
NIMH	837	0	837	41	0	41
Total	Incorrect to total as transfers counts in both the institutions			609	0	609

Source: Epidemiology Unit, Disease Surveillance System

Hospital distribution of COVID 19 diagnosed patients

	Inward Today 10am			Discharged during last 24H		
	SL	Foreign	Total	SL	Foreign	Total
NIID	95	0	95	9	0	9
BH Welikanda	37	0	37	2	0	2
Iranawila Hospital	22	0	22	1	0	1
BH Minuwangoda	8	0	8	4	0	4
Colombo East Base Hospital	52	0	52	5	0	5
TH Anuradhapura	30	0	30	4	0	4
Neville F' do hospital	158	0	158	18	0	18
DGH Hambanthota	220	0	220	9	0	9
DH Rambukkana	33	0	33	10	0	10
Kamburugamuwa	82	0	82	4	0	4
Kathankudy Hospital	19	0	19	4	0	4
BH Theldeniya	76	0	76	7	0	7
BH Homagama	107	0	107	16	0	16
BH Galgamuwa	0	0	0	0	0	0
DH Abanpola	22	0	22	7	0	7
DH Lunawa	52	0	52	34	0	34
DH Ingriya	19	0	19	1	0	1
DH Kosgama	43	0	43	3	0	3
DH Dankotuwa	26	0	26	11	0	11
DH Divulapitiya	80	0	80	12	0	12
DH Laggala Pallegama	62	0	62	14	0	14
DH Dompe	17	0	17	4	0	4
DH Pimbura	37	0	37	0	0	0
DH Karadiyanaru	24	0	24	0	0	0
DH Radawana	32	0	32	12	0	12
Ichchilampattu Hospital	3	0	3	5	0	5
DH Padiyathalawa	0	0	0	1	0	1
NHRD (Welisara)	2	0	2	0	0	0
DH Palamune	24	0	24	0	0	0
DH Undugoda	54	0	54	7	0	7
DH Narammala	25	0	25	1	0	1
DH Iththepana	19	0	19	5	0	5
DH Mathugama	23	0	23	0	0	0
DH Bandaragama	5	0	5	1	0	1
DH Nochchiyagama	6	0	6	1	0	1
DH Nawagamuwa	1	0	1	0	0	0
DH Bandarawela	0	0	0	0	0	0
DH Hagaranketha	29	0	29	0	0	0
Army Hospital Panagoda	27	0	27	0	0	0
SLAF BH Katunayake	4	0	4	0	0	0
NIMH	5	0	5	0	0	0
Kandakadu treatment Centre	0	0	0	0	0	0
Gallela treatment Centre	46	0	46	5	0	5
Punani treatment Centre	64	0	64	2	0	2
Embilipitiya treatment Centre	115	0	115	6	0	6
Kahagolla treat. Centre	63	0	63	0	0	0
Samanalawewa treatment Centre	0	0	0	0	0	0
Rehabilitation Centre Ampara	20	0	20	4	0	4
Kahawatta treat. Centre	165	0	165	26	0	26
Wathupitiwela Treat. Centre	110	0	110	4	0	4
Bingiriya treat. Centre	79	0	79	13	0	13
Rambukkana treat. Centre	89	0	89	40	0	40
Polgolla treatment Centre	106	0	106	6	0	6
Yakkala treatment Centre	52	0	52	40	0	40
Kopai treatment Centre	96	0	96	2	0	2
Police training school Kalutara	0	0	0	0	0	0
Karadeniya treatment Centre	55	0	55	1	0	1
Panideniya treat. Centre	81	0	81	12	0	12
Darga town treatment Centre	16	0	16	0	0	0
BH Warakapola	182	0	182	39	0	39
Krishnapuram Treatment Center - Kilinochchi	47	0	47	1	0	1
Dambadeniya Treat. Centre	37	0	37	19	0	19
Hikkaduwa Treat. Centre	85	0	85	5	0	5
Weligama Treat. Centre	0	0	0	0	0	0
Giriulla Treat. Centre	142	0	142	34	0	34
Bidunwewa Treat. Centre	24	0	24	0	0	0
Koggala Beach Hotel	49	1	50	7	0	7
Hikkaduwa Super Corel-ICC	9	0	9	0	0	0
Habaraduwa treat. Centre	0	0	0	7	0	7