



Epidemiology Unit

Ministry of Health

231, De Saram Place, Colombo 10, Sri Lanka

Tele: (+94 11) 2695112, 2681548, 4740490, 4740491, 4740492 Fax: (+94 11) 2696583 E-mail: chepid@slt.net.lk, epidunit@slt.net.lk Web: www.epid.gov.lk

Coronavirus disease 2019 (COVID-19) - Situation Report – 4.8.2022 – 10 a.m

An outbreak of pneumonia of unknown reason was first reported on 31st December 2019 from Wuhan City in Hubei Province of China. On 7th Jan 2020, it was diagnosed as “Novel Corona Virus”. On 30/01, WHO has declared it as a Public Health Emergency of International Concern (PHEIC). On 11/02/2020 the WHO renamed the disease as COVID-19 and on 11/03/2020 declared as pandemic. The incubation period is reported as 2-14 days.

New Cases reported for the last 24 Hrs	122
---	------------

Number inward/waiting to admit/home based as at yesterday- 10 am	COVID 19 Positive – last 24H	Discharged from the hospital /home– last 24H	Number of deaths reported – last 24H	Number inward/waiting to admit/home-based as at today-10 am
1237	122	3	8	1348



Local Situation

Total Number Confirmed	666086
Imported Cases (Returnees from other countries)	
Foreigners	328
Sri Lankans	7242
Local Cases	
Navy & their close contacts	950
Kandakadu cluster & their close contacts	651
Minuwangoda Cluster	3059
Fish Market\ Harbour Cluster	82785
Prison cluster	9154
New Year Cluster	483090
From January 1 st 2022 to date	78514
Others	313

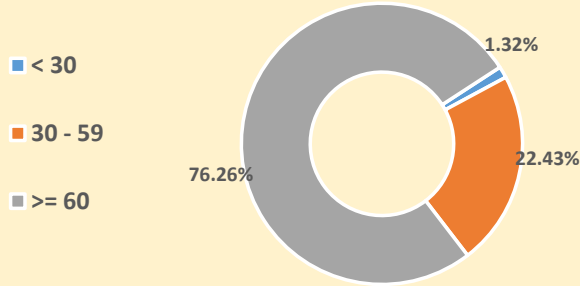
Total Number Confirmed	666086
Total Number Recovered	648164
Total Number of Deaths	16574
Hospitalized/waiting to admit/ home-based – today 10 am	1348
Suspected – today 10 am	49

COVID-19 Vaccination	
AstraZeneca Vaccine	
1st dose	1,479,631
2nd dose	1,418,593
Sinopharm Vaccine	
1st dose	12,049,614
2nd dose	11,184,215
Sputnik V	
1st dose	159,110
2nd dose	155,812
Pfizer	
1st dose	2,612,660
2nd dose	1,010,747
1st Booster dose	8,054,082
2nd Booster dose	43,536
Moderna	
1st dose	804,801
2nd dose	787,361

**COVID-19 - PCR Positives				
District	1 st wave	2 nd wave	3 rd wave	Total
Colombo	174	32123	108766	141063
Gampaha	51	18483	96284	114818
Kalutara	72	6986	51364	58422
Kandy	19	5710	16503	22232
Kurunagala	30	3191	28300	31521
Galle	4	2645	43070	45719
Ratnapura	9	3654	20054	23717
Matara	4	1544	21655	23203
Matale	5	1214	14314	15533
Nuwara Eli ya	2	1259	11066	12327
Kegalle	10	1770	11635	13415
Jaffna	16	1441	10879	12336
Badulla	4	1358	13276	14638
Puttalam	39	1024	14136	15199
Anuradhapura	31	820	14218	15069
Hambantota	3	710	19389	20102
Trincomalee	4	651	3724	4379
Monaragala	6	545	14680	15231
Polonnaruwa	10	475	4765	5250
Ampara	9	498	13566	14073
Kalmunai	18	1296	3911	5225
Batticaloa	1	699	9174	9874
Vavuniya	2	623	3039	3664
Mullaitivu	0	278	1987	2265
Kilinochchi	0	250	9773	10023
Mannar	0	379	2147	2526

COVID 19 Deaths	16574
	9356
	7218

Age Distribution of Deaths



Number of COVID -19 suspected patients reported for the last 24 hours 49

Hospital	Today 10am		
	SL	Forei.	Total
NIID	0	0	0
NHSL	17	0	17
TH Ragama	9	0	9
TH Karapitiya	5	0	5
TH A'pura	0	0	0
TH Kurun.	0	0	0
TH Jaffna	0	0	0
NH Kandy	3	0	3
TH Batti.	0	0	0
DGH Gampaha	4	0	4
DGH Negombo	0	0	0
TH Rathn.	0	0	0
PGH Badulla	0	0	0
LRH	0	0	0
DMH	0	0	0
DGH Polon'wa	0	0	0
TH Kalubowila	0	0	0
Castle St TH	0	0	0
BH Hambanthota	0	0	0
BH Mona'gala	0	0	0
BH Welikanda	0	0	0
DGH Kaluthara	2	0	2
Chest H. Welisara	0	0	0
Colombo East Base Hospital	0	0	0
G.H. Chilaw	0	0	0
G.H. Matara	0	0	0
KDU Hospital	0	0	0
G.H. Vavunia	0	0	0
B.H. Marawila	5	0	5
S.J.Pura TH	0	0	0
BH Theldeniya	0	0	0
BH Tangalle	0	0	0
NIMH	4	0	4
Total	49	0	49

