



## Epidemiology Unit Ministry of Health

231, De Saram Place, Colombo 10, Sri Lanka

Tele: (+94 11) 2695112, 2681548, 4740490, 4740491, 4740492 Fax: (+94 11) 2696583 E-mail: [chepid@slt.net.lk](mailto:chepid@slt.net.lk), [epidunit@slt.net.lk](mailto:epidunit@slt.net.lk) Web: [www.epid.gov.lk](http://www.epid.gov.lk)

### Coronavirus disease 2019 (COVID-19) - Situation Report – 04.07.2021– 10 a.m.

An outbreak of pneumonia of unknown reason was first reported on 31<sup>st</sup> December 2019 from Wuhan City in Hubei Province of China. On 7<sup>th</sup> Jan 2020, it was diagnosed as “Novel Corona Virus”. On 30/01, WHO has declared it as a Public Health Emergency of International Concern (PHEIC). On 11/02/2020 the WHO renamed the disease as COVID-19 and on 11/03/2020 declared as pandemic. The incubation period is reported as 2-14 days.

Patients identified in last 24H		
<b>Total Confirmed</b>		<b>1262</b>
Returnees (+ close contacts) from other countries	Sri Lankans	11
	Foreigners	0
New Year Cluster		1244
Prison cluster		7

Details of COVID 19 diagnosed patients – Last 24H				
Number inward as at yesterday-10 am	COVID 19 Positive – last 24H	Discharged from the hospital – last 24H	Number of deaths reported – last 24H	Number inward/waiting to admit as at today-10 am
<b>28244</b>	<b>1262</b>	<b>1923</b>	<b>34</b>	<b>27549</b>

#### Local Situation



<b>Total Number Confirmed</b>		<b>264057</b>
Imported Cases (Returnees from other countries)	Foreigners	328
	Sri Lankans	5408
Local Cases	Navy & their close contacts	950
	Kandakadu cluster & their close contacts	651
	Minuwangoda Cluster	3059
	Fish Market\ Harbour Cluster	82785
	Prison cluster	7114
	New Year Cluster	163449
Others		313

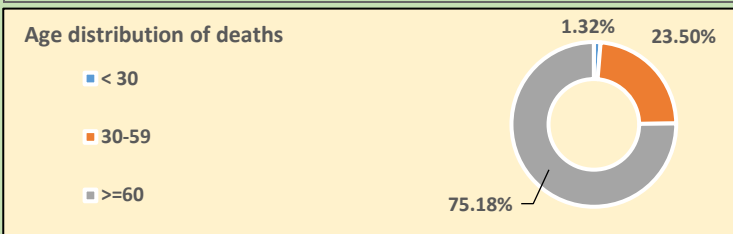
<b>Total Number Confirmed</b>	<b>264057</b>
Total Number Recovered	233317
Total Number of Deaths	3191
Hospitalized/waiting to admit – today 10 am	27549

<b>Suspected and hospitalized – today 10 am</b>	<b>1019</b>
---	-------------

COVID-19 Vaccination	
<b>Covishield Vaccine</b>	<b>No</b>
1 <sup>st</sup> Dose	<b>925242</b>
2 <sup>nd</sup> Dose	<b>384047</b>
<b>Sinopharm Vaccine</b>	
1 <sup>st</sup> Dose	<b>1911208</b>
2 <sup>nd</sup> Dose	<b>836814</b>
<b>Sputnik V</b>	
1 <sup>st</sup> Dose	<b>114795</b>
2 <sup>nd</sup> Dose	<b>14427</b>

District	1 <sup>st</sup>	2 <sup>nd</sup>	3 <sup>rd</sup>	Total
Colombo	174	32123	29915	62212
Gampaha	51	18483	27924	46458
Kalutara	72	6986	22308	29366
Kandy	19	5710	7727	13456
Kurunagala	30	3191	10941	14162
Galle	4	2645	8922	11571
Ratnapura	9	3654	7477	11140
Matara	4	1544	4907	6455
Matale	5	1214	3884	5103
Nuwara Eliya	2	1259	5949	7210
Kegalle	10	1770	3853	5633
Jaffna	16	1441	3670	5127
Badulla	4	1358	4166	5528
Puttalam	39	1024	3606	4669
Anuradhapura	31	820	2866	3717
Hambantota	3	710	2369	3082
Trincomalee	4	651	2342	2997
Monaragala	6	545	2074	2625
Polonnaruwa	10	475	1775	2260
Ampara	9	498	1168	1675
Kalmunai	18	1296	720	2034
Batticaloa	1	699	1912	2612
Vavuniya	2	623	904	1529
Mullaitivu	0	278	736	1014
Kilinochchi	0	250	962	1212
Mannar	0	379	543	922

<b>COVID 19 Deaths</b>	<b>3191</b>
 1865	
 1326	



Number of COVID -19 suspected patients - 1019						
Hospital	Total suspected up to now			Today 10am		
	SL	Forei.	Total	SL	Forei.	Total
NIID	1479	76	1555	5	0	5
NHSL	50254	16	50270	122	0	122
TH Ragama	8048	5	8053	53	0	53
TH Karapitiya	3114	27	3141	6	0	6
TH A'pura	4356	2	4358	18	0	18
TH Kurun.	4173	1	4174	11	0	11
TH Jaffna	1040	2	1042	5	0	5
NH Kandy	3048	6	3054	7	0	7
TH Batt.	1304	0	1304	71	0	71
DGH Gampaha	2416	4	2420	16	0	16
DGH Negombo	3617	15	3632	15	0	15
TH Rathn.	2287	0	2287	74	0	74
PGH Badulla	1359	2	1361	5	0	5
LRH	833	0	833	3	0	3
DMH	2987	1	2988	20	0	20
DGH Polon'wa	3561	6	3567	25	0	25
TH Kalubowila	10436	5	10441	13	0	13
Castle St TH	1520	0	1520	20	0	20
BH Hambanthota	393	2	395	0	0	0
BH Mona'gala	1106	0	1106	11	0	11
BH Welikanda	69	1	70	0	0	0
DGH Kaluthara	5008	2	5010	9	0	9
Chest H. Welisara	3180	2	3182	14	0	14
Colombo East Base	416	0	416	3	0	3
G.H. Chilaw	8961	1	8962	25	0	25
G.H. Matara	241	2	243	0	0	0
KDU Hospital	21289	0	21289	89	0	89
G.H. Vavunia	451	0	451	0	0	0
B.H. Marawila	1053	1	1054	1	0	1
S.J.Pura TH	36231	2	36233	227	0	227
BH Theldeniya	177	0	177	2	0	2
BH Tangalle	249	1	250	0	0	0
NIMH	1668	0	1668	149	0	149
<b>Total</b>		<b>Incorrect to total as transfers</b>	<b>1019</b>	<b>0</b>	<b>1019</b>	

Source: Epidemiology Unit, Disease Surveillance System

