



Epidemiology Unit

Ministry of Health & Indigenous Medical Services

231, De Saram Place, Colombo 10, Sri Lanka

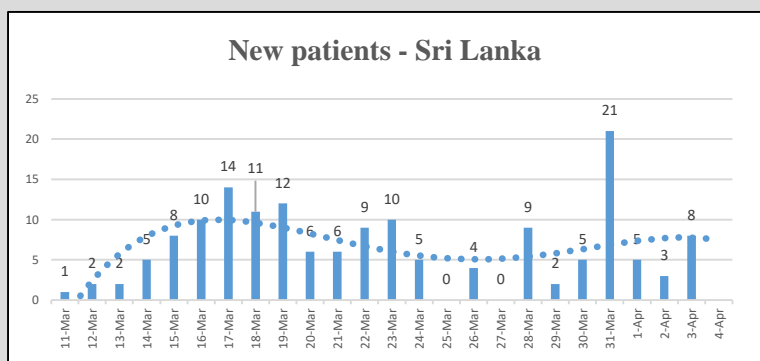
Tele: (+94 11) 2695112, 2681548, 4740490, 4740491, 4740492 Fax: (+94 11) 2696583 E-mail: chepid@slt.net.lk, epidunit@slt.net.lk Web: www.epid.gov.lk

Coronavirus disease 2019 (COVID-19) - Situation Report – 04.04.2020 – 10.00am

An outbreak of pneumonia of unknown reason was first reported on 31st December 2019 from Wuhan City in Hubei Province of China. On 7th Jan 2020, it was diagnosed as “Novel Corona Virus”. On 30/01, WHO has declared it as a Public Health Emergency of International Concern (PHEIC). On 11/02/2020 the WHO renamed the disease as COVID-19 and on 11/03/2020 declared as pandemic. The incubation period is reported as 2-14 days.

Local Situation

Total Number Confirmed	159*
Total Number Recovered	25
Total Number of Deaths	5
Confirmed and hospitalized - today 10am	129**
Suspected and hospitalized - today 10am	273#

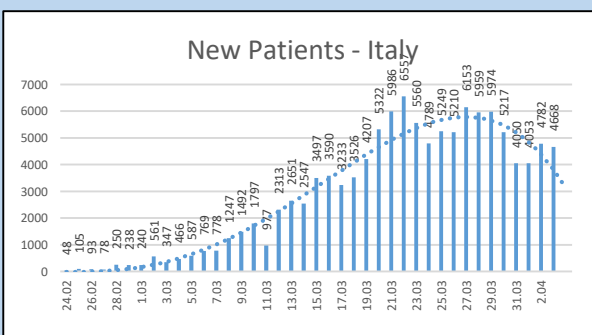
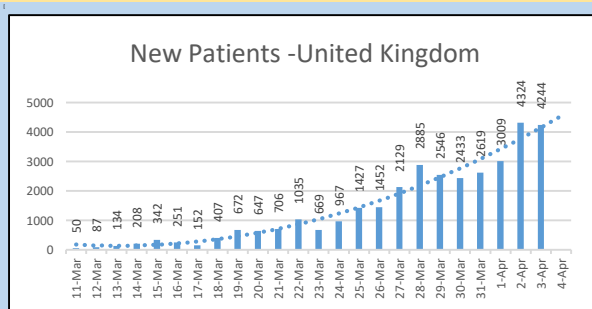
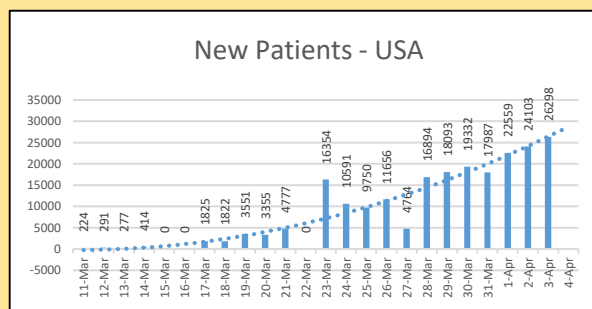
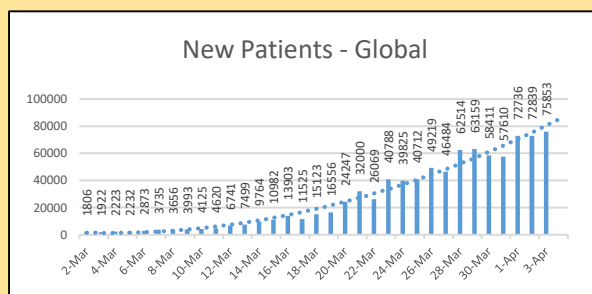


Details of COVID 19 diagnosed patients – Last 24H				
Number inward as at yesterday-10 am	COVID 19 Positive - last 24H	Recovered and discharged from the hospital - last 24H	Number of deaths - last 24H	Number inward as at today-10 am
125	8	3	1	129**

	Inward Today 10am			Discharged during last 24H		
	SL	Foreign	Total	SL	Foreign	Total
NIID	95	2	97	3	0	3
BH Welikanda	14	0	14	0	0	0
Colombo East Base Hospital	18	0	18	0	0	0
Total	127	2	129**	3	0	3

Global Situation

- 972,303 – Laboratory_confirmed cases
 - 50,322 - deaths
 - Patients from 205 countries/territories
- Ref. WHO situation report - 03/04/2020



Number of COVID -19 suspected patients – 273

Hospital	Total suspected up to now			Today 10am		
	SL	Forei.	Total	SL	Forei.	Total
NIID	532	74	606	7	0	7
NHSL	192	7	199	6	0	6
TH Ragama	195	4	199	18	0	18
TH Karapitiya	165	17	182	2	0	2
TH A'pura	94	2	96	10	0	10
TH Kurun.	152	1	153	6	0	6
TH Jaffna	49	1	50	4	0	4
NH Kandy	81	6	87	3	0	3
TH Battico.	39	0	39	2	0	2
DGH Gampaha	162	4	166	11	0	11
DGH Negombo	246	13	259	15	0	15
TH Rathn.	110	0	110	5	0	5
PGH Badulla	31	1	32	0	0	0
LRH	33	0	33	1	0	1
DMH	16	0	16	3	0	3
DGH Polon'wa	103	6	109	4	0	4
TH Kalubowila	36	0	36	0	0	0
Castle St TH	13	0	13	1	0	1
BH Ham'thota	90	1	91	6	0	6
BH Mona'gala	35	0	35	7	0	7
BH Welikanda	50	1	51	21	0	21
DGH Kaluthara	159	0	159	18	0	18
Chest H. Welisara	9	0	9	1	0	1
Colombo East Base Hospital	15	0	15	1	0	1
BH Homagama	123	2	125	67	1	68
Dr Neville F. Ho	24	0	24	5	0	5
G.H. Chilaw	177	0	177	26	0	26
G.H. Matara	9	1	10	2	0	2
KDU Hospital	7	0	7	4	0	4
G.H. Vavunia	28	0	28	0	0	0
B.H. Marawila	4	0	4	0	0	0
S.J.Pura TH	128	0	128	16	0	16
Total	Incorrect to total as transfers counts in both the institutions			272	1	273#

Source : Epidemiology Unit, Disease Surveillance System

District Distribution of Confirmed Patients

DISTRICT	Count
COLOMBO	38
PUTTALAM	26
KALUTARA	25
GAMPAHA	11
KANDY	4
RATNAPURA	3
KURUNEGALA	2
GALLE	1
KEGALLE	1
BATTICOLOA	1
BADULLA	1
JAFFNA	7
MATARA	1
MATALE	0
NUWARAELIYA	0
HAMBANTOTA	0
KILINCHCHI	0
MANNAR	0
VAVUNIA	0
MULLATIVU	0
AMPARA	0
TRINCOMALEE	0
ANURADHAPURA	0
POLONNARUWA	0
MONERAGALA	0
KALMUNAI	0
QUARANTINE CENTERS	35
FOREIGNERS	3
Total	159*