



## Epidemiology Unit Ministry of Health

231, De Saram Place, Colombo 10, Sri Lanka

Tel: (+94 11) 2695112, 2681548, 4740490, 4740491, 4740492 Fax: (+94 11) 2696583 E-mail: [chepid@slt.net.lk](mailto:chepid@slt.net.lk), [epidunit@slt.net.lk](mailto:epidunit@slt.net.lk) Web: [www.epid.gov.lk](http://www.epid.gov.lk)

### Coronavirus disease 2019 (COVID-19) - Situation Report – 03.07.2021– 10 a.m.

An outbreak of pneumonia of unknown reason was first reported on 31<sup>st</sup> December 2019 from Wuhan City in Hubei Province of China. On 7<sup>th</sup> Jan 2020, it was diagnosed as “Novel Corona Virus”. On 30/01, WHO has declared it as a Public Health Emergency of International Concern (PHEIC). On 11/02/2020 the WHO renamed the disease as COVID-19 and on 11/03/2020 declared as pandemic. The incubation period is reported as 2-14 days.

Patients identified in last 24H		
<b>Total Confirmed</b>		<b>1823</b>
Returnees (+ close contacts) from other countries	Sri Lankans	86
	Foreigners	0
New Year Cluster		1701
Prison cluster		36

Details of COVID 19 diagnosed patients – Last 24H				
Number inward as at yesterday-10 am	COVID 19 Positive – last 24H	Discharged from the hospital – last 24H	Number of deaths reported – last 24H	Number inward/waiting to admit as at today-10 am
<b>28311</b>	<b>1823</b>	<b>1853</b>	<b>37</b>	<b>28244</b>

#### Local Situation



<b>Total Number Confirmed</b>		<b>262795</b>
Imported Cases (Returnees from other countries)	Foreigners	328
	Sri Lankans	5397
Local Cases	Navy & their close contacts	950
	Kandakadu cluster & their close contacts	651
	Minuwangoda Cluster	3059
	Fish Market\ Harbour Cluster	82785
	Prison cluster	7107
	New Year Cluster	162205
	Others	313

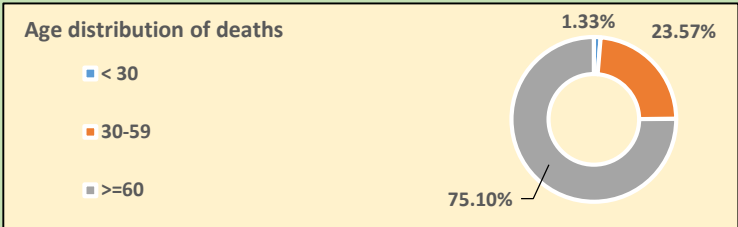
<b>Total Number Confirmed</b>	<b>262795</b>
Total Number Recovered	231394
Total Number of Deaths	3157
Hospitalized/waiting to admit – today 10 am	28244

<b>Suspected and hospitalized – today 10 am</b>	<b>985</b>
---	------------

COVID-19 Vaccination	
<b>Covishield Vaccine</b>	<b>No</b>
1 <sup>st</sup> Dose	<b>925242</b>
2 <sup>nd</sup> Dose	<b>383329</b>
<b>Sinopharm Vaccine</b>	
1 <sup>st</sup> Dose	<b>1876293</b>
2 <sup>nd</sup> Dose	<b>808743</b>
<b>Sputnik V</b>	
1 <sup>st</sup> Dose	<b>114795</b>
2 <sup>nd</sup> Dose	<b>14427</b>

District	1 <sup>st</sup>	2 <sup>nd</sup>	3 <sup>rd</sup>	Total
Colombo	174	32123	29766	62063
Gampaha	51	18483	27663	46197
Kalutara	72	6986	22133	29191
Kandy	19	5710	7684	13413
Kurunagala	30	3191	10832	14053
Galle	4	2645	8859	11508
Ratnapura	9	3654	7365	11028
Matara	4	1544	4854	6402
Matale	5	1214	3860	5079
Nuwara Eliya	2	1259	5773	7034
Kegalle	10	1770	3779	5559
Jaffna	16	1441	3609	5066
Badulla	4	1358	4113	5475
Puttalam	39	1024	3582	4645
Anuradhapura	31	820	2816	3667
Hambantota	3	710	2338	3051
Trincomalee	4	651	2317	2972
Monaragala	6	545	2059	2610
Polonnaruwa	10	475	1723	2208
Ampara	9	498	1163	1670
Kalmunai	18	1296	675	1989
Batticaloa	1	699	1837	2537
Vavuniya	2	623	888	1513
Mullaitivu	0	278	729	1007
Kilinochchi	0	250	940	1190
Mannar	0	379	538	917

<b>COVID 19 Deaths</b>	<b>3157</b>
 1844	1844
 1313	1313



Number of COVID -19 suspected patients - 985						
Hospital	Total suspected up to now			Today 10am		
	SL	Forei.	Total	SL	Forei.	Total
NIID	1481	76	1557	5	0	5
NHSL	50186	16	50202	125	0	125
TH Ragama	7995	5	8000	0	0	0
TH Karapitiya	2973	27	3000	6	0	6
TH A'pura	4356	2	4358	18	0	18
TH Kurun.	4170	1	4171	8	0	8
TH Jaffna	1039	2	1041	4	0	4
NH Kandy	3043	6	3049	2	0	2
TH Batt.	1310	0	1310	69	0	69
DGH Gampaha	2400	4	2404	0	0	0
DGH Negombo	3612	15	3627	99	0	99
TH Rathn.	2288	0	2288	69	0	69
PGH Badulla	1375	2	1377	21	0	21
LRH	812	0	812	16	0	16
DMH	2984	1	2985	18	0	18
DGH Polon'wa	3559	6	3565	21	0	21
TH Kalubowila	10261	5	10266	0	0	0
Castle St TH	1465	0	1465	0	0	0
BH Hambanthota	393	2	395	0	0	0
BH Mona'gala	1106	0	1106	10	0	10
BH Welikanda	69	1	70	0	0	0
DGH Kaluthara	5017	2	5019	9	0	9
Chest H. Welisara	3180	2	3182	14	0	14
Colombo East Base	419	0	419	3	0	3
G.H. Chilaw	8948	1	8949	6	0	6
G.H. Matara	241	2	243	0	0	0
KDU Hospital	21260	0	21260	60	0	60
G.H. Vavunia	451	0	451	0	0	0
B.H. Marawila	1054	1	1055	2	0	2
S.J.Pura TH	36235	2	36237	231	0	231
BH Theldeniya	176	0	176	4	0	4
BH Tangalle	250	1	251	8	0	8
NIMH	1665	0	1665	157	0	157
<b>Total</b>	<b>Incorrect to total as transfers</b>	<b>985</b>	<b>0</b>	<b>985</b>		

Source: Epidemiology Unit, Disease Surveillance System

